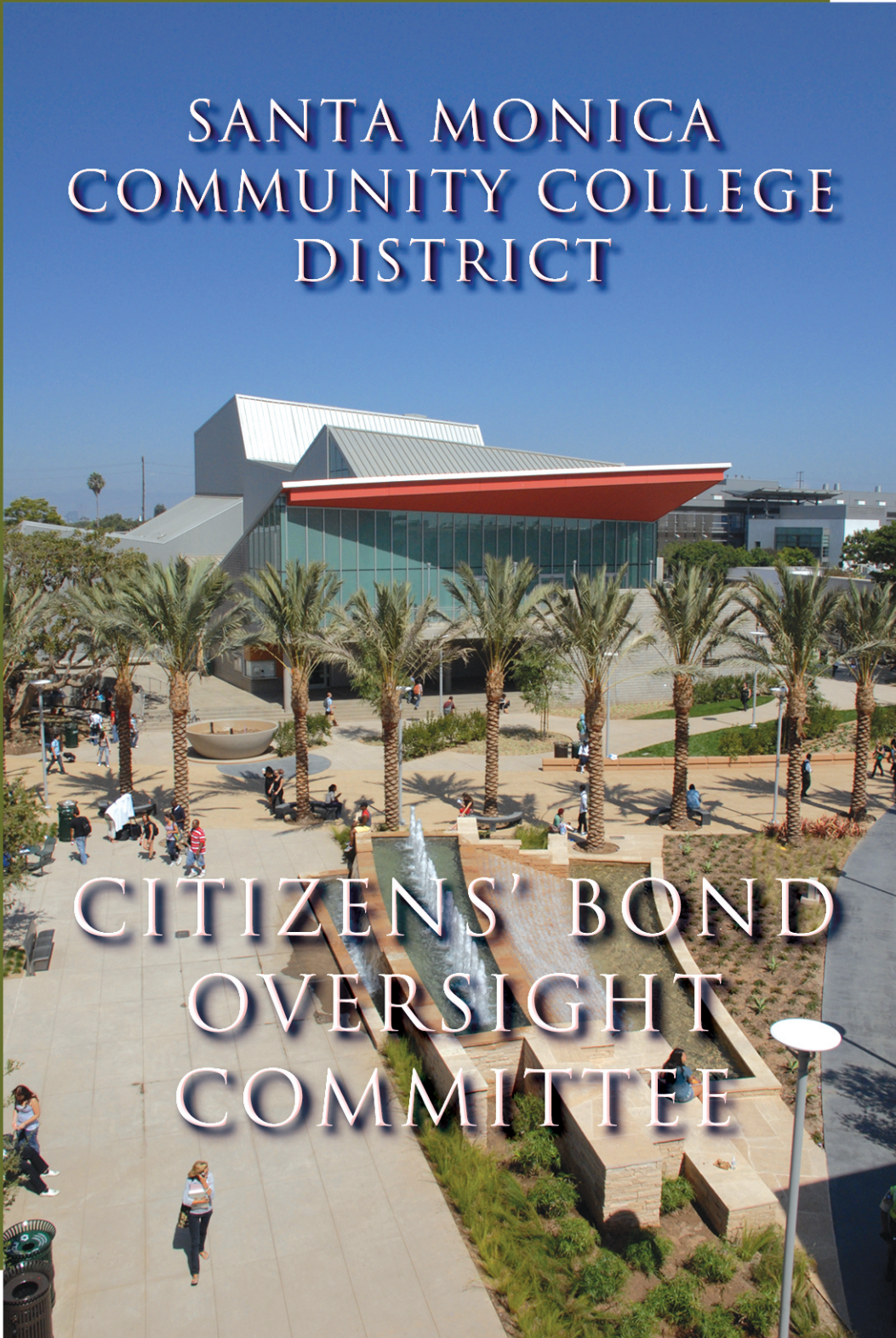


# SANTA MONICA COMMUNITY COLLEGE DISTRICT

## CITIZENS' BOND OVERSIGHT COMMITTEE





Santa Monica Community College District  
**Citizens' Bond Oversight Committee**

**ANNUAL REPORT, 2013-2014**

## **ANNUAL REPORT, 2013-2014**

Submitted to the  
Santa Monica Community College District  
**BOARD OF TRUSTEES**

Dr. Susan Aminoff, Chair  
Rob Rader, Vice-Chair  
Dr. Nancy Greenstein  
Dr. Louise Jaffe  
Dr. Margaret Quiñones-Perez  
Barry Snell  
Dr. Andrew Walzer  
Daniel Kolko, Student Trustee

### **CITIZENS' BOND OVERSIGHT COMMITTEE 2013-2014**

Corin Kahn, Chair  
Barry Snell, Vice-Chair (*resigned 2/2014*)  
Heather Anderson  
Michael Dubin  
Ty Moura  
Katherine Reuter  
Sion Roy  
Sonya Sultan  
Sam Zivi

#### Staff Support

Greg Brown, Director of Facilities/Planning  
Charlie Yen, Director of Contracts  
Lisa Rose, Committee Coordinator



Santa Monica Community College District

**CITIZENS' BOND OVERSIGHT COMMITTEE  
ANNUAL REPORT, 2013-2014**

**TABLE OF CONTENTS**

Page No.

**Statement of Compliance**

Measure U .....3  
Measure S .....4  
Measure AA .....5

**Citizens' Bond Oversight Committee Proceedings and Activities**.....6

**Minutes of Meetings**

July 17, 2013 .....7  
October 16, 2013 .....10  
January 22, 2014 .....13  
April 16, 2014.....15

**SMC Capital Outlay Program – Bond Project Descriptions and Project Status** .....18

**SMC Capital Construction Budget Summary as of June 30, 2014** .....31

**Bond Sales/Expenses Report** .....32

**Bond Budgets**

Measure U .....33  
Measure S .....35  
Measure AA .....37

**Measure U Reports**

Project Schedule .....39  
Expenditures .....40

**Measure S Reports**

Project Schedule .....49  
Expenditures .....50

**Measure AA Reports**

Project Schedule .....58  
Expenditures .....59

**SMC Bond Program Contractor List** .....69



Santa Monica Community College District  
Citizens' Bond Oversight Committee

**ANNUAL REPORT, 2013-2014**

**STATEMENT OF COMPLIANCE**  
**MEASURE U FUNDS**

This Annual Report is submitted to the Board of Trustees by the Santa Monica Community College District Citizens' Bond Oversight Committee.

The Committee advises that, to the best of its knowledge, the Santa Monica Community College District is in compliance with the requirements in Article XIII A, Section 1(b)(3) of the California Constitution. In particular, bond revenue has been expended only for the purposes so described in Measure U and no funds were used for any teacher or administrative salaries or other operating expenses as prohibited by Article XIII A, Section 1(b)(3)(a) of the California Constitution.

Respectfully Submitted:

A handwritten signature in black ink, appearing to read "Heather Anderson".

Heather Anderson, Chair  
Citizens' Bond Oversight Committee

Date:

10/15/14



Santa Monica Community College District  
Citizens' Bond Oversight Committee

ANNUAL REPORT, 2013-2014

**STATEMENT OF COMPLIANCE**  
**MEASURE S FUNDS**

This Annual Report is submitted to the Board of Trustees by the Santa Monica Community College District Citizens' Bond Oversight Committee.

The Committee advises that, to the best of its knowledge, the Santa Monica Community College District is in compliance with the requirements in Article XIII A, Section 1(b)(3) of the California Constitution. In particular, bond revenue has been expended only for the purposes so described in Measure S and no funds were used for any teacher or administrative salaries or other operating expenses as prohibited by Article XIII A, Section 1(b)(3)(a) of the California Constitution.

Respectfully Submitted:

A handwritten signature in black ink, appearing to read "Heather Anderson".

Heather Anderson, Chair  
Citizens' Bond Oversight Committee

Date:

10/15/14



Santa Monica Community College District  
Citizens' Bond Oversight Committee


ANNUAL REPORT, 2013-2014

**STATEMENT OF COMPLIANCE**  
**MEASURE AA FUNDS**

This Annual Report is submitted to the Board of Trustees by the Santa Monica Community College District Citizens' Bond Oversight Committee.

The Committee advises that, to the best of its knowledge, the Santa Monica Community College District is in compliance with the requirements in Article XIII A, Section 1(b)(3) of the California Constitution. In particular, bond revenue has been expended only for the purposes so described in Measure AA and no funds were used for any teacher or administrative salaries or other operating expenses as prohibited by Article XIII A, Section 1(b)(3)(a) of the California Constitution.

Respectfully Submitted:

  
Heather Anderson, Chair  
Citizens' Bond Oversight Committee

Date:

10/15/14



Santa Monica Community College District  
**Citizens' Bond Oversight Committee**

**ANNUAL REPORT, 2013-2014**

**CITIZENS' BOND OVERSIGHT COMMITTEE**  
**PROCEEDINGS AND ACTIVITIES**

**Meetings of the Citizens' Bond Oversight Committee**

The Committee conducts its meetings in accordance with provisions of the Ralph M. Brown Public Meetings Act, Government Code Sections 54950 *et seq.* Meeting notices and agendas are sent to members of the Committee within the required period of time and are also posted at eight Santa Monica College campus locations and satellite sites.

Meeting notices, agendas, minutes and all documents and reports received by the Committee members are a matter of public record and made available on the SMC website:

<http://www.smc.edu/ACG/CitizensBondOversightCommittee/Pages/Citizens-Bond-Oversight-Committee.aspx>

The SMC Bond Program website is located at: [www.smcbondprogram.com](http://www.smcbondprogram.com)

Minutes of the quarterly meetings are included on the following pages.



A meeting of the Santa Monica Community College District Citizens' Bond Oversight Committee was held on Wednesday, July 17, 2013 in Drescher Hall Room 300-E (the Loft) at Santa Monica College, 1900 Pico Boulevard, Santa Monica, California.

1. **CALL TO ORDER** - 8:06 a.m.

2. **ROLL CALL**

Corin Kahn – Present  
Ty Moura - Present  
Katherine Reuter – Present  
Barry Snell – Present  
Sonya Sultan – Present  
Sam Zivi – Present

Others Present:

Greg Brown, Director of Facilities and Planning  
Bob Isomoto, Vice-President, Business/Administration  
Lisa Rose, Citizens' Bond Oversight Committee Coordinator  
Charlie Yen, Director, Contracts

3. **APPROVAL OF MINUTES – April 17, 2013**

Motion was made by Sam Zivi and seconded by Katherine Reuter to approve the minutes of Citizen's Bond Oversight Committee meeting on April 17, 2013.

Ayes: 5  
Noes: 0  
Abstain: 1 (Sonya Sultan)

3. **RESIGNATION/ELECTION OF CHAIR AND VICE-CHAIR, 2012-2014**

Todd Flora resigned as Chair and Member of the Citizens' Bond Oversight Committee. It is necessary that a Chair and Vice-Chair be elected for the remainder of the 2012-2014 term.

Motion was made by Katherine Reuter and seconded by Barry Snell to elect Corin Kahn as Chair of the Citizens' Bond Oversight Committee for the remainder of the term (through June 2014). *Unanimously approved.*

Motion was made by Katherine Reuter and seconded by Corin Kahn to elect Barry Snell as Vice-Chair of the Citizens' Bond Oversight Committee for the remainder of the term (through June 2014). *Unanimously approved.*

4. **INTRODUCTION OF REAPPOINTED AND NEW MEMBERS**

At its meeting on June 4, 2013, the SMCCD Board of Trustees appointed the following members to the Citizens' Bond Oversight Committee, for a two-year term, 2013-2015:

Heather Anderson\*  
Barry Snell\*  
Sonya Sultan

\*Reappointed for a second two-year term, 2013-2015

Note: The SMC Associated Students will recommend a student representative in September.



## 5. **REPORTS and DISCUSSION**

### SMC Bond Construction Projects Update

- The Bundy parking lot should be completed by the end of the summer.
- The Information Technology Relocation project is underway. It is a two-story extension to the Media Center that consolidates all technology functions into one area.
- The relocation of the Academy of Entertainment and Technology campus to the new portable facilities at the Bundy and Airport campuses was completed over spring break. The District has received DSA (Department of State Architect) approval on the AET project, is currently out to bid for construction, and plans for Board approval of a contractor in September. Construction at the AET will start in October 2013 and will take approximately two years.
- Two projects are currently awaiting DSA approval – East Wing at the Performing Arts Center and the Health/PE/Fitness/Dance Center.
- Student Services Building: The District experienced some difficulties on the Student Services Project with the existing design and design team. Therefore, the District is starting over on that project with a new design team and a new architect, Morris Architects. The new schedule will be one year in design, one year in DSA and two years in construction.
- Malibu Campus: The District is working with the County of Los Angeles to resolve some environmental wastewater issues.
- The College is working with the City of Santa Monica on the Early Childhood Development/Childcare project to be located at the Civic Center.

### Shooting Incident

Committee members asked for a report on the shooting incident of June 7, 2013 and how it would affect the college's facilities program. Staff reported it that began down the street on Pico Blvd. and ended on the college campus. A college groundkeeper, his daughter and a neighbor of the college were victims of the shooting. Santa Monica Police and SMC police followed the shooter into the college library where they were able to put the incident to a stop. The incident has caused the college to assess and improve its existing communications and security systems, and the District has contracted with several security consultants to assist with the process.

### Financing Reports

- Assembly Bill No. 182: This bill is related to capital appreciation bonds and will be addressed by bond counsel at the next meeting.
- Last month, the District took advantage of lower interest rates to refinance Measures S and U in the amount of \$131 million, resulting in a gross savings to the taxpayers of \$12.2 million.

Measure U, S and AA and Bond Sales Expenses Reports (reports included with agenda)

- Measure U: Total Measure U expenditures last period were \$88,101; total remaining funds are \$18,161,846;
- Measure S: Total expenditures last period were \$188,445; total remaining funds are \$70,002,252.
- Measure AA: Total expenditures last period were \$3,385,590; total remaining funds are \$249,152.800.
- The *Bond Sales/Expenses Report* indicates total bond amounts, bond issue dates/amounts, unsold bond amount and total available as of June 30, 2013.

Total Bond	\$598,500,000
Total Available	\$383,496,730
Total Expenses as of 6-30-13	\$261,182,809
Total Available Remaining	\$122,313,921
Total Unsold Bond	\$215,003,270

- The *SMC Bond Construction Program Contractor List* as of June 30, 2013 was presented for information.
- Current information on all bond construction projects is available at: <http://smcbondprogram.com/>

**6. SCHEDULE OF MEETINGS, 2013-2014**

Wednesdays at 8 a.m.

October 16, 2013

January 22, 2014

April 16, 2014

**7. ADJOURNMENT – 9:12 a.m.**

The next meeting of the Citizens' Bond Oversight Committee will be held on Wednesday, October 16, 2013 at 8 a.m. in Drescher 300-E (the Loft) at Santa Monica College, 1900 Pico Boulevard, Santa Monica, California.



A meeting of the Santa Monica Community College District Citizens' Bond Oversight Committee was held on Wednesday, October 16, 2013 in Drescher Hall Room 300-E (the Loft) at Santa Monica College, 1900 Pico Boulevard, Santa Monica, California.

1. **CALL TO ORDER** - 8:01 a.m.

2. **ROLL CALL**

Corin Kahn, Chair – Present  
Barry Snell, Vice-Chair – Present  
Heather Anderson – Present  
Michael Dubin - Present  
Ty Moura - Present  
Katherine Reuter – Present  
Sion Roy – Not Present  
Sonya Sultan – Present  
Sam Zivi – Present

Others Present:

Greg Brown, Director of Facilities and Planning  
Bob Isomoto, Vice-President, Business/Administration  
Lisa Rose, Citizens' Bond Oversight Committee Coordinator  
Charlie Yen, Director, Contracts

3. **APPROVAL OF MINUTES – July 17, 2013**

Motion was made by Katherine Reuter and seconded by Barry to approve the minutes of Citizen's Bond Oversight Committee meeting on July 17, 2013 as amended. The minutes were approved by acclamation.

4. **REPORTS and DISCUSSION**

SMC Bond Construction Projects Update

- The parking lot at the Bundy campus was completed.
- The Information Technology Relocation project is in progress. It is a two-story extension to the Media Center that consolidates all technology functions into one area.
- The Board of Trustees approved a contractor in September for the Academy of Entertainment and Technology (AET) project which includes the renovation of the existing building, a new building for KCRW and a parking structure. Construction has started and will take approximately two years.
- Two projects are currently awaiting DSA approval – East Wing at the Performing Arts Center and the Health/PE/Fitness/Dance Center.
- Malibu Campus: The District is proceeding with a design which connects to the new Malibu sewer system. The District will be submitting the project to the City if Malibu next week.

- The College is working with the City of Santa Monica on the Early Childhood Development/Childcare project to be located at the Civic Center.
- Student Services Building: Morris Architects was hired to design the new Student Services Building. The design will allow more flexibility inside the building to respond to changes in student services needs. A conceptual design will probably be ready to present to the Board of Trustees in December 2013.

Measure U, S and AA and Bond Sales Expenses Reports (reports included with agenda)

The budgets have been re-estimated to reflect current construction costs and changing college priorities.

- Measure U: Total Measure U expenditures last period were \$62,774; total remaining funds are \$18,099,017;
- Measure S: Total expenditures last period were \$104,339; total remaining funds are \$69,872,715.
- Measure AA: Total expenditures last period were \$3,438,356; total remaining funds are \$244,747,160.
- The *Bond Sales/Expenses Report* indicates total bond amounts, bond issue dates/amounts, unsold bond amount and total available as of June 30, 2013.

Total Bond	\$598,500,000
Total Available	\$383,496,730
Total Expenses as of 9-30-13	\$265,781,107
Total Available Remaining	\$117,715,623
Total Unsold Bond	\$215,003,270

- The *SMC Bond Construction Program Contractor List* as of September 30, 2013 was presented for information.
- Current information on all bond construction projects is available at: <http://smcbondprogram.com/>

**5. ROLE/RESPONSIBILITY OF THE CITIZENS' BOND OVERSIGHT COMMITTEE:** Lisalee Wells, representing the District's bond counsel Nixon Peabody, provided an overview of the role and responsibility of the Citizens' Bond Oversight Committee. The presentation covered the following topics:

- General Obligations Bonds
  - Historical Framework
  - Costs of Borrowing
  - Procedural Steps
  - Campaign Promises
  - Bond Proceeds
- Citizens' Bond Oversight Committee
  - Organizational representation
  - Brown Act/Basic Requirements
  - Annual Report
  - Oversight
  - Purpose of Committee
- Arbitrage
- Private Use Projects

6. **CITIZENS' BOND OVERSIGHT COMMITTEE ANNUAL REPORT, 2012-2013**

The Annual Report 2012-2013 will be presented at the January 22, 2014 meeting for approval.

7. **SCHEDULE OF MEETINGS, 2013-2014**

Wednesdays at 8 a.m.

January 22, 2014

April 16, 2014

8. **ADJOURNMENT** – 9:35 a.m.

The next meeting of the Citizens' Bond Oversight Committee will be held on Wednesday, January 22, 2014 at 8 a.m. in Drescher Hall 300-E (the Loft) at Santa Monica College, 1900 Pico Boulevard, Santa Monica, California.



Santa Monica Community College District  
**Citizens' Bond Oversight Committee**  
**MEETING – January 22, 2014**  
**MINUTES**

A meeting of the Santa Monica Community College District Citizens' Bond Oversight Committee was held on Wednesday, January 22, 2014 in Drescher Hall Room 300-E (the Loft) at Santa Monica College, 1900 Pico Boulevard, Santa Monica, California.

1. **CALL TO ORDER** - 8:01 a.m.

2. **ROLL CALL**

Corin Kahn, Chair – Present  
Barry Snell, Vice-Chair – Absent  
Heather Anderson – Present  
Michael Dubin - Present  
Ty Moura - Absent  
Katherine Reuter – Present  
Sion Roy –Present  
Sonya Sultan – Absent  
Sam Zivi – Present

Others Present:

Sarah Banta, Senior Associate, Vicenti Lloyd & Stutzman, LLP  
Greg Brown, Director of Facilities and Planning  
Joanne Gilden, Accounting Manager  
Don Girard, Senior Director, Government Relations/Institutional Communications  
Bob Isomoto, Vice-President, Business/Administration  
Lisa Rose, Citizens' Bond Oversight Committee Coordinator  
Charlie Yen, Director, Contracts

3. **APPROVAL OF MINUTES – October 16, 2013**

Motion was made by Katherine Reuter and seconded by Michael Dubin to approve the minutes of Citizen's Bond Oversight Committee meeting on October 16, 2013. *The minutes were approved by acclamation.*

4. **CONFLICT OF INTEREST FORMS**

Members were reminded to sign and submit their Conflict of Interest forms for 2014.

5. **CITIZENS' BOND OVERSIGHT COMMITTEE ANNUAL REPORT, 2012-2013**

Motion was made by Sion Roy and seconded by Michael Dubin to approve the 2012-2013 Annual Report. *The Annual Report was approved by acclamation.*

6. **REPORTS and DISCUSSION**

**2012-2013 Prop 39 Financial Audit and Performance Audit Reports**

Sara Banta, representing the District's auditing firm of Vicenti Lloyd & Stutzman, LLP provided an overview of the 2012-2013 Prop. 39 Financial Audit and Performance Audit Reports. The Auditor indicated that there were no instances of noncompliance in both audits and did not identify any exceptions or deficiencies. Both audits will be presented to the Board of Trustees along with the District's Audit Report at the Board meeting on February 4, 2014.

### SMC Bond Construction Projects Update

- Two projects are in construction. (1) Information Technology Relocation, a two-story extension to the Media Center that consolidates all technology functions into one area; and (2) the Academy of Entertainment and Technology (AET) project which includes the renovation of the existing building, a new building for KCRW and a parking structure.
- Two projects are currently awaiting DSA approval. (1) East Wing at the Performing Arts Center; and (2) the Health/PE/Fitness/Dance Center.
- Malibu Campus: Plans have been submitted to the Division of the State Architect (DSA) and the City of Malibu for review. The District is also working with the County of Los Angeles since the property is within its jurisdiction. At the same time, the District is preparing the Environmental Impact Report (EIR).
- Student Services Building: Morris Architects is preparing the design for the building to respond to changes in student services needs. A conceptual design was presented to the Board of Trustees in December 2013. A rendering of the building will be presented at the next meeting of the Citizens' Bond Oversight Committee (April).
- The College is working with the City of Santa Monica on the Early Childhood Development/Childcare project to be located at the Civic Center.

### Measure U, S and AA and Bond Sales Expenses Reports (reports included with agenda)

- Measure U: Total Measure U expenditures last period were \$180,872; total remaining funds are \$17,918,145;
- Measure S: Total expenditures last period were \$425,668; total remaining funds are \$69,447,047.
- Measure AA: Total expenditures last period were \$4,141,757; total remaining funds are \$240,605,403.
- The *Bond Sales/Expenses Report* indicates total bond amounts, bond issue dates/amounts, unsold bond amount and total available as of June 30, 2013.

Total Bond	\$598,500,000
Total Available	\$383,496,730
Total Expenses as of 12-31-13	\$270,529,404
Total Available Remaining	\$112,967,326
Total Unsold Bond	\$215,003,270

- The *SMC Bond Construction Program Contractor List* as of December 31, 2013 was presented for information.
- Current information on all bond construction projects is available at: <http://smcbondprogram.com/>

### **7. SCHEDULE OF MEETINGS, 2013-2014**

Wednesdays at 8 a.m.

April 16, 2014

### **8. ADJOURNMENT – 9:07 a.m.**

The next meeting of the Citizens' Bond Oversight Committee will be held on Wednesday, April 16, 2014 at 8 a.m. in Drescher Hall 300-E (the Loft) at Santa Monica College, 1900 Pico Boulevard, Santa Monica, California.



A meeting of the Santa Monica Community College District Citizens' Bond Oversight Committee was held on Wednesday, April 16, 2014 in Drescher Hall Room 300-E (the Loft) at Santa Monica College, 1900 Pico Boulevard, Santa Monica, California.

1. **CALL TO ORDER** - 8:00 a.m.

2. **ROLL CALL**

Corin Kahn, Chair – Present  
Heather Anderson – Present  
Michael Dubin - Present  
Ty Moura - Absent  
Katherine Reuter – Present  
Sion Roy –Present  
Sonya Sultan – Absent  
Sam Zivi – Present

Others Present:

Greg Brown, Director of Facilities and Planning  
Don Girard, Senior Director, Government Relations/Institutional Communications  
Bob Isomoto, Vice-President, Business/Administration  
Lee Paul, Bond Project Construction Management  
Lisa Rose, Citizens' Bond Oversight Committee Coordinator  
Charlie Yen, Director, Contracts

3. **APPROVAL OF MINUTES – January 22, 2014**

Motion was made by Michael Dubin and seconded by Sam Zivi to approve the minutes of Citizen's Bond Oversight Committee meeting on January 22, 2014. *The minutes were approved by acclamation.*

**SMC Bond Construction Projects Update**

A visual presentation of bond construction projects included an overview of the following:

- Student Services Building is in the design phase.
- Information Technology, a two-story extension to the Media Center that consolidates all technology functions into one area, is in construction.
- Academy of Entertainment and Technology (AET) project which includes the renovation of the existing building, a new building for KCRW and a parking structure, is in construction.
- Health/PE/Fitness/Dance Center project is out to bid.
- Malibu Campus: Plans have been submitted to the Division of the State Architect (DSA) and the City of Malibu for review. The District is also working with the County of Los Angeles.
- The College is working with the City of Santa Monica on the Early Childhood Development/Childcare project to be located at the Civic Center.



Measure U, S and AA and Bond Sales Expenses Reports (reports included with agenda)

- Measure U: Total Measure U expenditures last period were \$231,822; total remaining funds are \$17,686,323.
- Measure S: Total expenditures last period were \$611,725; total remaining funds are \$68,835,322.
- Measure AA: Total expenditures last period were \$3,548,331; total remaining funds are \$237,057,072.
- The *Bond Sales/Expenses Report* indicates total bond amounts, bond issue dates/amounts, unsold bond amount and total available as of March 31, 2014.

Total Bond	\$598,500,000
Total Available	\$383,496,730
Total Expenses as of 3-31-14	\$274,921,283
Total Available Remaining	\$108,575,447
Total Unsold Bond	\$215,003,270

- It was requested that the project budget reports include more detailed budget information for each project including the original budget.
- In order for the District to have bond funds available for four upcoming construction projects, bond issuance will be completed before the end of the year.
- The *SMC Bond Construction Program Contractor List* as of March 31, 2014 was presented for information.
- Current information on all bond construction projects is available at: <http://smcbondprogram.com/>

**4. INFORMATION – Expiring terms of members of the Citizens’ Bond Oversight Committee**

The terms of the following members of the Citizens’ Bond Oversight Committee are expiring effective July 1, 2014 and are eligible for reappointment for a second two-year term:

Katherine Reuter  
Sam Zivi

The student representative will be selected in September.

The term of the following members of the Citizens’ Bond Oversight Committee is expiring effective July 1, 2014 and is not eligible for reappointment for another two-year term:

Corin Kahn

The Board of Trustees will follow a recruitment and application process to appoint/reappoint members to fill the vacancies.

Vice-Chair Barry Snell resigned from the Citizens’ Bond Oversight Committee in February 2014. Motion was made by Katherine Reuter and seconded by Sion Roy to elect Heather Anderson Vice-Chair. *Unanimously approved.*

**5. SCHEDULE OF MEETINGS, 2014-2015**

Wednesdays at 8 a.m.

July 16, 2014

October 15, 2014

January 21, 2015

April 15, 2015

**6. ADJOURNMENT – 9:02 a.m.**

The next meeting of the Citizens' Bond Oversight Committee will be held on Wednesday, July 16, 2014 at 8 a.m. in Drescher Hall 300-E (the Loft) at Santa Monica College, 1900 Pico Boulevard, Santa Monica, California.



SANTA MONICA COMMUNITY COLLEGE DISTRICT

**Capital Outlay Program**

**Bond Project Descriptions**

**And Project Status**

July 2014

Prepared by Greg Brown, Facilities Planning

## Introduction

---

The District's capital outlay program consists of larger non-maintenance projects that are generally over \$100,000, typically financed by local taxpayer approved bonds. The capital projects include new buildings, replacement buildings, renovations, property acquisition, parking, site work, landscaping, infrastructure, security, and technology.

Over the last several decades, Santa Monica and Malibu voters have approved four safety and modernization bond measures in support of the college's career and academic programs:

Proposition T	1992	\$ 23,000,000
Measure U	2002	\$160,000,000
Measure S	2004	\$135,000,000
Measure AA	2008	\$295,000,000

By way of background, local bonds financed the original Main Campus, built in the 1950s and 1960s. However, in subsequent years until 1992, the District depended primarily on limited state funding, so only a few large projects were built. After the 1994 Northridge Earthquake and the extensive damage to the Main Campus, the District received federal FEMA support for rebuilding which started the current era of major construction on the campus.

In addition to the local bonds listed above, there has been significant financial support from federal, state and city sources along with the District's own capital funds.

The 1998 Facilities Master plan was a major effort in guiding the modernization and development of the Main Campus after the Northridge earthquake. Additional facility assessments were conducted in 2001, 2002, and 2003. In 2007, a master plan was added for the development of the Bundy Campus. In 2010, an update of the Facilities Master Plan was completed to address other safety and modernization improvements on the Main Campus and to incorporate the satellite campuses.

Highlights of the completed projects include the purchase of the Bundy Campus and Emeritus College, and the construction of the Theatre Arts, Broad Stage, HSS Building, and Campus Quad. Projects currently underway include a new Child Development Center, a Malibu Campus, a Health, PE, Fitness and Dance Complex, Student Services, and a redeveloped Academy of Entertainment & Technology Campus with new facilities for KCRW.

The following chart shows the larger projects starting in 2002 with the total project cost:

Project	Funding Source	Total Cost	Status 6/30/13
Purchase of Bundy Site	U	\$30,280,878	Completed 2002
Emeritus College	U, SMC Foundation	\$9,603,782	Completed 2003
Purchase of 1738 Pearl Street	U	\$749,208	Completed 2003
Library Renovation & Expansion	T, State, FEMA	\$23,600,000	Completed 2003
PE/Dance/Athletics Office Relocation	U	\$2,797,033	Completed 2004
Math Complex	U	\$1,458,690	Completed 2004
Bundy Campus West Building	U	\$23,291,387	Completed 2005
Malibu Storm Water Infrastructure P-I	S	\$2,500,000	Completed 2005
Renovation of Theatre Arts	U	\$19,544,314	Completed 2006
Music Complex - Performing Arts	U	\$4,623,547	Completed 2007
HSS North/South	U, State, FEMA, City	\$29,240,945	Complete 2006/7
Shuttle Parking Acquisition & Constr.	U	\$18,969,509	Completed 2007
Malibu Storm Water Infrastructure P-II	S	\$2,500,000	Completed 2008
Broad Stage - Performing Arts	S, SMC Foundation	\$40,690,201	Completed 2008
Athletic Fields - John Adams	S	\$2,969,807	Completed 2008
Main Campus Quad	U	\$11,388,463	Completed 2008
Bundy New Driveway & Signal	S	\$3,825,841	Completed 2009
Athletic Fields - Corsair Field	S	\$4,440,065	Completed 2009
Pico Phase I - Lot 6 & Structures	S	\$1,018,009	Completed 2009
Infrastructure & Safety Phase I	U	\$4,003,084	Completed 2010
Purchase of 1516 Pico Blvd.	AA	\$1,748,667	Completed 2010
Purchase of 1510 Pico Blvd.	AA	\$4,009,228	Completed 2011
Purchase of 919 Santa Monica Blvd.	AA	\$9,029,287	Completed 2011
Bundy/Airport Classroom Relocations	AA	\$3,162,183	Completed 2012
Library Village Relocation & Bike Park	AA	\$1,448,275	Completed 2013
Bundy/Airport Parking	AA	\$2,035,375	Completed 2013
Information Technology	AA	\$19,866,324	Under Construction
Media & Technology – Academy Site	AA	\$89,922,081	Under Construction
East Wing - Performing Arts Center	AA	\$23,016,844	Under Construction
Health, PE, Fitness, Dance, Cent. Plant	S, AA	\$49,586,632	Bids Received
Security and Fire Alarm Upgrade	AA	\$9,570,794	In Design
Central Plant Loop Connections	AA	\$9,486,271	In DSA
Child Development Center	AA, City	\$13,176,578	In Design
Malibu Campus	S, AA	\$26,775,991	In DSA
Student Services	U, S, AA	\$109,862,122	In Design
Drescher/Pico Promenade	AA	\$8,711,822	Future Project
Math and Science	AA, State	\$87,944,336	Future Project
Career Opportunity Center	AA	\$0	Future Project

## **Section I – Detailed Project Information - Completed Projects:**

Note: Project descriptions for projects completed in the past have not been updated, even if use or function may have changed since construction.

### **Emeritus College**

---

**Project Description:** Emeritus College, a program designed for lifelong learning, was located in a rented storefront on the first level of a parking garage on 2<sup>nd</sup> Street. The program long ago outgrew its former home. The first use of Measure U bond funds was the purchase of a newly constructed four-story building further north on 2<sup>nd</sup> Street. This building gave Emeritus College a permanent home with room to accommodate all its programs including a computer room, exercise studios and art classroom. There is also a large multipurpose room on the first floor for lectures, films and productions. The building shell was completed when the District purchased the building and the interior improvements were completed by the College.

**Project Schedule:** *Completed 2003*

**Project Bond Allocation:** \$8,909,940, Total Project Cost \$9,603,782

**Funding Sources:** Measure U, SMC Foundation

### **Library Renovation and Expansion**

---

**Project Description:** SMC's main library which was damaged in the 1994 Northridge Earthquake was seismically upgraded, modernized and expanded. The project added more book area, more study space and a large computer lab. Seating for students was more than doubled.

**Project Schedule:** *Completed 2003*

**Project Bond Allocation:** \$23,600,000

**Funding Sources:** Measure T, State, FEMA

### **Relocate Kinesiology, Dance, Recreation and Athletics**

---

**Project Description:** The former offices of the Kinesiology, Dance, Recreation and Athletics departments were in a temporary building installed in 1976. The temporary buildings had numerous maintenance problems and code deficiencies. The College removed these buildings to create open space on the campus. The project resulted in a similar amount of offices and added a conference room and workroom to make a more useable office facility. The offices are on the second floor of the gymnasium complex where the east bleachers of the stadium used to be located making better use of the limited ground space on the campus.

**Project Schedule:** *Completed 2004*

**Project Bond Allocation:** \$2,797,033

**Funding Sources:** Measure U

## **Library Village Renovation – Math**

---

**Project Description:** With the completion of the Library, the “Temporary Library” was made available for renovation. The Math department was working out of temporary buildings that were set up after the 1994 earthquake. Those buildings were removed to make way for the Liberal Arts – South Building. With this renovated facility, all of the Math department is located in one building with additional classroom and lab facilities.

**Project Schedule:** *Completed 2004*

**Project Bond Allocation:** \$1,458,690

**Funding Sources:** Measure U

## **Bundy Campus (Former BAE Systems Site next to Santa Monica Airport)**

---

**Project Description:** The 1998 Santa Monica College Facilities Master Plan proposed that additional property be purchased for instructional facilities and parking. In December 2001, the SMC Board of Trustees approved the purchase of the 10.4 acre parcel of land south of the Santa Monica Airport owned and occupied by BAE Systems with about 1,200 employees. BAE accessed the property through two vehicular entrances through the Santa Monica Airport and one on Stewart Avenue. In May 2003, BAE Systems ceased occupancy. In July 2003, the SMC Board of Trustees approved certain property improvements, including roadway access to the lower portion of the property from Bundy, safety modifications, and utility relocations.

In September 2003, SMC began an ongoing series of neighborhood meetings with nearby residents. These meetings resulted in consensus for a 10-foot sound wall on the perimeter of the property along both the Stanwood Place and Stewart Avenue sides of the campus, along with hundreds of new trees and new landscaping. These improvements addressed quality of life issues by creating a buffer between the College and the residential neighborhood. The College intended to prohibit both vehicular and pedestrian access to the campus from Stewart Avenue (excepting emergency vehicles) and required all access from either Bundy or Airport Avenue.

In March 2004, the SMC Board of Trustees approved the demolition and removal of Building #1, a very large one-story manufacturing and warehouse building; the demolition and removal of Building #3, a smaller one-story manufacturing building; the renovation of Building #4 (West Building), the four-story office building; and additional landscaping improvements. The removal of the manufacturing and warehouse facilities resulted in a reduction of 100,000 square feet of building space on the property. In accordance with CEQA, the Board of Trustees adopted a Mitigated Negative Declaration in connection with its approval of the adaptive reuse of Building #4. The four-story building is used for SMC’s Nursing program, Early Childhood Education program, Continuing Education program, and one floor for general education classes.

In July of 2004, construction commenced on a complete renovation of the West Building. The building was finished and opened for classes in summer of 2005.

In January of 2005, the Board of Trustees approved a group of architects and consultants to plan the long-term future of the site. A number of meetings were held with faculty, staff, students and community members to review possible future uses for the site. A master plan, environmental impact report and traffic study were approved by the Board in February of 2007.

Part of the master plan included a new traffic signal to enhance the safety of those entering the campus. The City of Los Angeles approved a new traffic signal and driveway for the campus.

- Project Schedule:** *West Building Completed 2005*  
*Master Plan and EIR Completed*  
*Traffic signal and driveway, Completed 2009*
- Project Bond Allocation:** West Building: \$23,880,005 (Includes related site work)  
Driveway and traffic signal \$3,825,841
- Funding Sources:** Measure U and S (Driveway and Signal)

## Renovation, Theater Arts

---

**Project Description:** Originally designed as a small children's theater and a radio theater, the Little Theater (later called the Main Stage) at Santa Monica College was first occupied in 1952.

It received some minor remodeling and renovation over the years but was never modified to accommodate its current use as a facility for the production of drama and musical theater. Its physical limitations severely restricted the type of productions which were presented, therefore limiting the experience of acting, directing, and technical theater students and restricting the creativity of students, faculty and staff. Along with numerous functional improvements, significant ADA and Fire Code upgrade and compliance measures were part of this project.

The project has full theatrical lighting and sound facilities, a larger stage with space above to fly scenery out of audience view, larger dressing rooms with showers and full costume shop. Scenery can now be built in the scene shop and moved to the stage, before all large scenery pieces were built on stage, limiting stage use for classes and rehearsals.

- Project Schedule:** *Completed 2006*
- Project Bond Allocation:** \$19,544,314
- Funding Sources:** Measure U

## Music Complex

---

**Project Description:** The former Music Building was completed as part of the original campus in 1952. Since 1985, the SMC Music Department has added a symphony orchestra, concert band, and an opera workshop to its performance group offerings as well as increasing the number of applied music classes to include string, woodwind, brass and percussion classes as well as the piano, voice, recorder and guitar classes it has traditionally offered. The facility has 27 practice rooms instead of 14 in the former building. The additional practice rooms and support areas have significantly improved the quality of the educational experience for music students.

The Music department move was needed to make room for the planned Student Services complex which will take the ground space currently occupied by Music and the Amphitheater.

- Project Schedule:** *Completed 2007*
- Project Bond Allocation:** \$2,005,434, Total Project Cost \$4,629,484
- Funding Sources:** Measure U



## Performing Arts Complex

---

**Project Description:** The Music and Performing Arts Complex, Madison Campus project is SMC's comprehensive teaching, exhibit and performance facility for the arts. Within the framework of SMC's overall mission, the facility strives to promote artistic excellence, creativity, collaboration, and the free exchange of ideas in an open, caring, challenging yet supportive community of learners, thereby building new and future generations of artists and audiences.

The Music and Performing Arts Complex serves as an academic institution, accommodating the arts education programs and departments of SMC and serving the College community through exceptional training in the performing arts. Throughout the academic year, the theater serves as a large classroom or lecture hall suitable for screenings, performance workshops, guest speakers, and other classroom activities and College-related uses.

The facility's intent is to present programs and performances that reflect the cultural diversity, the multiplicity of interests, and the full range of ages that characterize the students of SMC and the residents of the region. The theater hopes to set a new standard for artistic excellence for SMC students and to attract the highest caliber of visiting artists to the venue.

The theater is located on the 4.4-acre former Madison Elementary School leased from the Santa Monica-Malibu Unified School District for 66 years, at 1310 11<sup>th</sup> Street. The theater addition is about 34,000 square feet and the existing building is about 40,000 square feet. The facility has 541 seats and state-of-the-art sound, lighting and production facilities. The project includes parking for 301 cars as well as improvements to the existing rehearsal hall.

**Project Schedule:** *Completed 2008*

**Project Bond Allocation:** \$37,697,625, Total Project Cost \$40,690,201

**Funding Sources:** Measure S and SMC Foundation

## Earthquake Replacement Liberal Arts North

## Earthquake Replacement Liberal Arts South

---

**Project Description:** The Liberal Arts Building, originally constructed in 1952, was extensively damaged during the 1994 Northridge Earthquake. The College determined that the replacement of the Liberal Arts Building was a more sensible, safe, and prudent course of action to take, rather than restoring the building back to its original 1952 configuration with respect to poor functionality, low technology and low efficiency.

The building has two wings, one for the history department and another for the social sciences. The first phase has nine classrooms and faculty offices, the second phase has 15 classrooms and faculty offices including lab and tutoring space. Each classroom is a "smart" classroom wired for computer and instructional technology.

The District has obtained funding from a variety of sources including federal, state and local (City of Santa Monica). Due to the funding timelines of the granting agencies the construction on one wing was started before funds were released for the second wing.

**Project Schedule North:** *Completed 2006*

**Project Schedule South:** *Completed 2007*

**Project Bond Allocation:** \$12,613,550, Total Project Cost \$29,240,945

**Funding Sources:** City of Santa Monica Earthquake Redevelopment, State, FEMA, Measure

## **Shuttle Replacement Parking**

---

**Project Description:** The College has operated a shuttle parking lot at the Santa Monica Airport since 1988. This remote shuttle lot has played a major part in the college's transportation management program. In November of 2005 the City of Santa Monica commenced construction of a public park at the Airport and temporarily moved the shuttle lot to a beach parking lot. The beach lot was not suitable for long-term use by the College and the City asked the College to leave the location after the spring semester. In January of 2007, the College completed a purchase of 2.35 acres from Verizon at the corner of Stewart and Exposition in Santa Monica. Soon thereafter construction commenced on a 220-space parking lot which opened for fall 2007.

**Project Schedule:** *Completed 2007*

**Project Bond Allocation:** \$18,969,509

**Funding Sources:** Measure U

## **Northwest Quad Development**

---

**Project Description:** Santa Monica College has very limited land space. Over the years, both the number of students and the number of buildings have grown on campus. In addition to this, after the 1994 Northridge earthquake a large number of temporary structures were placed on the campus to hold programs that were dislodged from their original buildings for repairs and renovations.

With the planned removal of many of the temporary structures, the College had the opportunity to create some much need open space on the campus. In addition, the 1998 Master Plan called for the removal of the Amphitheater to make way for the planned Student Services complex. An area needs to be provided for student events that were formally held in the Amphitheater. The new Library, Campus Theater, and Liberal Arts face the new "quad" area creating a central focal point for this portion of the campus.

**Project Schedule:** *Completed 2008*

**Project Bond Allocation:** \$11,338,463

**Funding Sources:** Measure U

## **Campus Infrastructure/Safety**

---

**Project Description:** The major portion of the Santa Monica College campus was opened in 1952. Much of the original infrastructure still remains. Some of the infrastructure was damaged in the 1994 Northridge Earthquake. Pieces of the original infrastructure have been repaired and replaced over the years on a piecemeal basis. Changes in technology have rendered much of the original infrastructure obsolete. In addition, changes in society require that additional efforts are needed to provide a safe and secure environment for the campus community. Other safety upgrades include earthquake retrofits.

This project updates the infrastructure for traffic, water, gas, sewer, electrical, fire and security based upon recent master planning efforts. It also includes a suitable facility for the College's Information Technology area. The changes will be coordinated with building construction activity in the area. As part of the infrastructure project, the College will address circulation including improvement of the Pico Blvd. presentation, signage and way finding.

**Project Schedule:** *Substantially Complete*

**Project Bond Allocation:** \$4,003,084

**Funding Sources:** Measure U

## **Physical Education and Athletic Fields**

---

**Project Description:** SMC currently offers credit classes in physical education, athletics, and kinesiology; non-credit courses in health and conditioning (through Emeritus College); and not-for credit courses in recreation and fitness (through Continuing and Community Education). Compared to most other campuses, SMC is deficient in field space. The Physical Education program lacks outdoor facilities available at other campuses, including a baseball field, a softball field, and a practice field for football, a soccer field, outdoor volleyball courts, and outdoor basketball courts. The District rents field space in order to offer some of these programs; however, there is insufficient field space in Santa Monica.

This project provided for field improvements and for the retrofit of existing College fields and athletic facilities or other fields available to the College for year-round usage. The first renovation was the John Adams Middle School Field. This field is shared by the College, Santa Monica-Malibu Unified School District, City of Santa Monica and community groups. The second field project was the SMC Corsair Field. All fields are made available for community use when not in instructional use.

**Project Schedule:** John Adams Middle School Field, *Completed 2008*  
SMC Corsair Field, *Completed 2009*

**Project Bond Allocation:** \$7,342,342

**Funding Sources:** Measure S

## **Bundy West Building Classroom Completion**

---

**Project Description:** Approximately 6,500 of unplanned space was left available when the West Building was completed at the Bundy Campus in 2005. With the expansion of the Workforce Development program along with the need for classroom swing space during construction at other sites, the vacant space was converted to academic use.

**Project Schedule:** *Completed 2012*

**Estimated Project Cost:** \$3,162,183

**Funding Sources:** Measure AA

## **Section II - Projects in Division of State Architect (DSA) Review**

### **East Wing Earthquake Renovation – Performing Arts Campus**

---

**Project Description:** During the construction of other improvements recently at the Performing Arts Campus (formerly the Madison site), it was discovered by the engineers that earthquake renovations required after the 1933 Long Beach Earthquake were never performed. The cost of bringing the building up to current codes was near the cost of a replacement building so the District planners have recommended a new more functional building that would replace the current multipurpose room and add two music classrooms.

**Project Schedule:** In Construction

**Estimated Project Cost:** \$23,016,844

**Funding Sources:** Measure AA

## **Replacement Health, Fitness, Dance, and PE Building plus Central Plant (Main Campus)**

---

**Project Description:** The systems of the existing building are in poor condition and the fire safety system needs upgrading. A new replacement building would also provide today's more specialized fitness and individual sports labs, as well as remedy an existing deficiency in support facilities for women and an existing deficiency in practice and demonstration rooms for dance. The new building consists of athletic facilities, fitness center with climbing wall, fitness studios and dance studios.

Since this building is located in the center of campus, it is an ideal location for the central cooling plant which is an energy efficiency project designed to generate chilled water for efficiently for air cooling in buildings throughout the main campus.

**Project Schedule:** Bids Received, Construction Fall 2014

**Estimated Project Cost:** \$49,586,632

**Funding Sources:** Measure S, AA, State Energy Incentives, Energy Cost Savings

### ***Section III – Projects in Construction***

#### **Information Technology Relocation (Main Campus)**

---

**Project Description:** The Information Technology department located in Drescher Hall supports the use of information systems on campus. The current server room can no longer support the power and air conditioning needs of the increasingly more powerful servers that are in use today. The plan is to move the department to a new building adjacent to the College's Media Center, which is located on the south end of the Library. Much of the campus technology infrastructure is already located in the Media Center, and the departments work cooperatively on many projects. The project will consist of a new 14,000 SF building and 11,000 SF remodeling of the existing Media Center. The space vacated in Drescher Hall will be converted to academic use as part of a future project.

**Project Schedule:** Under Construction, Phase I Complete

**Estimated Project Cost:** \$19,866,324

**Funding Sources:** Measure AA

#### **Media and Technology-Driven Programs Complex (Academy Campus)**

---

**Project Description:** The College operates a variety of programs in the digital arts, media, communication, and broadcasting fields. These programs currently reside in 1950s era buildings that cannot support the modern infrastructure necessary for digital and online programs. A new Media and Technology complex is proposed to house these digital technology-intensive programs. The facilities will have the data, communications, electrical, and ventilation systems necessary to support these programs in the future. The proposed location is a campus site in the heart of Santa Monica's media and entertainment district where some of SMC's existing digital arts programs are housed. One phase of the project would renovate and add additional space to the existing building to house and expand SMC's Communication programs. An additional phase would relocate the College's radio station KCRW, which has outgrown its space, into a new building on the site. Moving KCRW, a nationally-recognized leader in new media and online delivery, to this site would provide a dynamic asset to SMC's current and future media and technology-driven instructional programs.

**Project Schedule:** In Construction

**Estimated Project Cost:** \$89,922,081

**Funding Sources:** Measure AA, KCRW Foundation

## **Section IV – Projects in Active Planning Phases**

### **Early Childhood Development Lab & Replacement Childcare Center**

---

**Project Description:** SMC currently has no dedicated childcare facility and offers lab instruction through various local childcare providers. The District lacks a teaching laboratory facility in Early Childhood Education available at many other community colleges. This project provides for a childcare center for college students and the community plus a new Early Childhood Development Lab to be operated in conjunction with the childcare facility. The District will seek public agency, institutional, and non-profit partnerships in order to reduce capital costs and to operate the facility in a cost-effective manner. The City of Santa Monica is a partner in this project, providing the site at the Civic Center and a portion of the building funds.

**Project Schedule:** In Design

**Estimated Project Cost:** \$13,176,578

**Funding Sources:** Measure S with City of Santa Monica

### **Malibu Site Acquisition and Facility**

---

**Project Description:** In the 1970s and early 1980s, Santa Monica College offered about 70 general education classes and several non-credit classes in Malibu throughout a semester. Today, the program is limited to a few classes offered in school district buildings.

The recommended site acquisition and facility will be a classroom facility to provide general education classes, science, art and Emeritus College classes. There is also an interpretive center to highlight natural environment and history of Malibu and a Sheriff's sub-station. The District has worked cooperatively with the City of Malibu and the County of Los Angeles in planning a site at the Malibu Civic Center.

**Project Schedule:** In DSA

**Estimated Project Cost:** \$26,775,991

**Funding Sources:** Measure S, AA

### **Student Services Building**

---

**Project Description:** In conformance with the 1998 SMC Adopted Master Plan, this project will combine and provide improved user access to various student services and some administrative functions.

The new Student Services portion of this proposed building will facilitate the centralization of all Student Services operations that are also presently dispersed throughout the campus and housed in temporary buildings. This project provides office and service space for approximately 25 Student Services functions.

The Administration portion of this proposed project will house Academic and Student Services administrators to be integrated along with the Student Services functions to provide a one-stop service delivery location. The new building will be sited near the Pico Boulevard main entrance to the SMC campus and thereby provide immediate access for students and members of the college community.

This proposed project also includes accommodation for vehicular access/egress, and underground parking, all in compliance with the Master Plan goal to provide more below grade vehicle parking at the main campus.

**Project Schedule:** *Phase I completed; Phase II design started*

**Estimated Project Cost:** \$109,862,122

**Funding Sources:** Measure S, U and AA

### **Energy Efficiency Projects**

---

**Project Description:** This project provides for upgrades to existing and future District facilities, for energy efficiency, including the use of certain energy generation and cogeneration technologies, and to meet modern sustainability practice.

**Project Schedule:** Solar and Energy Efficiency Projects – In Planning

**Estimated Project Cost:** \$7,052,459

**Funding Sources:** Measure S, District Capital Funds, State Energy Incentives, Energy Cost Savings

### **Security and Fire Alarm**

---

**Project Description:** To better protect student and staff during emergency situations the college is upgrading all its security systems, including access control, video surveillance, and intrusion alarms as well as its fire alarm and mass notification systems to newer digital technologies.

**Project Schedule:** In Planning

**Estimated Project Cost:** \$9,570,794

**Funding Sources:** Measure AA

### **Section IV – Future Projects**

Projects not yet in active planning:

### **Replacement Math and Science Extension Building (Main Campus)**

---

**Project Description:** The math department is currently operating in a temporary facility that is nearing the end of its life cycle. Additionally, new California regulations require an increase in minimum math competencies beginning in Fall 2009. The current facility lacks the infrastructure to support modern classroom technology. The Earth, Life, and Physical Sciences programs are operating in spaces that are too small and scattered around the campus. This inhibits the sharing of resources and incurs expensive replacement costs for laboratory teaching materials. There are insufficient science lab classrooms to offer needed course sections for the Allied Health and Nursing program.

## **New Career Opportunity and Career Advancement Instructional and Job-Training Building (Bundy Campus)**

**Project Description:** SMC's workforce development program is now regarded as one of the most successful in California. A new facility would provide the program with modern classrooms that can be adapted to ongoing need, including the one-stop services often required in training and working with employers to hire employees new to the workforce. The facility would house training programs provided by College, City, County, and other agency providers. The new facility would also allow SMC to provide advanced instruction tailored to the needs of the Westside workforce, in partnership with other agencies. The facility is included in the Bundy Campus Master Plan.

## **Drescher Hall: Academic Facilities Modernization, Pico Promenade**

**Project Description:** A current project includes the transformation of the Pico Boulevard side of the campus. One component of this project is a remodel of Drescher Hall, built in the 1960s for the teaching of vocational trades. The building lacks modern infrastructure and is not easily accessible on the first floor. The Photography Department is currently split between this building and the Business Building. This modernization project consolidates the photo program in one location in Drescher Hall and accommodates an expanded use of digital photo technologies. Also, ESL (English as a Second Language) is currently in temporary facilities located at the far edge of campus. This project will consolidate ESL in Drescher Hall and provide an opportunity for program modernizations and improvements. The modernization will also provide a fire system upgrade.

This project would also make improvements to the college frontage on Pico including a transit plaza to serve the increasing number of students that take advantage of public transportation.

Santa Monica College Capital Construction Budget Summary as of 6-30-2014											
Project Number	Project Name	Measure U Budget	Measure S Budget	Measure AA Budget	Other Funding Received *	Other Funding Pending **	Total Budget	Estimate at Completion	Variance	Status	Bond Funds Remaining
U-A	Purchase of BAE Airport Site	\$30,280,878					\$30,280,878	\$30,280,878	\$0	Completed	\$0
U-B	Emeritus College Facility	\$8,909,940			\$693,842		\$9,603,782	\$9,603,782	\$0	Completed	\$0
U-C	Purchase of 1738 Pearl Street	\$749,208					\$749,208	\$749,208	\$0	Completed	\$0
U-D	PE Temp. Bldg. Replacement	\$2,797,033					\$2,797,033	\$2,797,033	\$0	Completed	\$0
U-E	Remodel Library Village for Math	\$1,458,690					\$1,458,690	\$1,458,690	\$0	Completed	\$0
U-F	SM Airport Campus Site Improvements	\$4,170,264					\$4,170,264	\$4,170,264	\$0	Completed	\$0
U-G	SM Airport Campus West Building	\$19,709,741					\$19,709,741	\$19,709,741	\$0	Completed	\$0
U-H	Theater Arts Renovation	\$19,544,314					\$19,544,314	\$19,544,314	\$0	Completed	\$0
U-I	Earthquake Rpl. Liberal Arts North	\$6,505,400			\$6,002,325		\$12,507,725	\$12,507,725	\$0	Completed	\$0
U-K	Earthquake Rpl. Liberal Arts South	\$6,108,150			\$10,625,070		\$16,733,220	\$16,733,220	\$0	Completed	\$0
U-L	Shuttle Replacement Parking	\$18,969,509					\$18,969,509	\$18,969,509	\$0	Completed	\$0
U-M	North Quad Plaza	\$11,388,463					\$11,388,463	\$11,388,463	\$0	Completed	\$0
U-Q	Infrastructure & Safety	\$4,003,084					\$4,003,084	\$4,003,084	\$0	Completed	\$0
U-R	Restroom Improvements	\$17,501					\$17,501	\$17,501	\$0	Completed	\$0
U-S	Master Planning	\$2,110,430					\$2,110,430	\$2,110,430	\$0	Completed	\$0
S-1	Athletic Fields Phase I, Corsair Field	\$4,372,535			\$67,530		\$4,440,065	\$4,440,065	\$0	Completed	\$0
S-1A	Athletic Fields Phase I, John Adams	\$2,969,807					\$2,969,807	\$2,969,807	\$0	Completed	\$0
S-10	Pico Promenade Improvements, Phase I	\$1,018,009					\$1,018,009	\$1,018,009	\$0	Completed	\$0
S-13	Adv. Architecture Related Exp For AA	\$0					\$0	\$0	\$0	Completed	\$0
AA-114	Community Classroom & Facility Projects	\$3,162,183					\$3,162,183	\$3,162,183	\$0	Completed	\$0
U-T	14th and Pico Project	\$319,242					\$319,242	\$319,242	\$0	Completed	\$0
U-N	Letters & Sci Demo/Restore	\$0					\$0	\$0	\$0	Completed	\$0
S-14, AA-115	Real Property Acquisition		\$45,597	\$14,802,902			\$14,848,499	\$14,848,499	\$0	Completed	\$0
AA-108	Renovation of Corsair Stadium		\$37,697,625	\$35,299	\$2,992,576		\$40,690,201	\$40,690,201	\$0	Completed	\$0
S-2	Performing Arts Complex	\$2,011,371			\$2,618,113		\$4,629,484	\$4,629,484	\$0	Completed	\$0
U-J	Music Complex			\$0			\$0	\$0	\$0	Completed	\$0
S-3, AA-109	Career Opportunity Center			\$27,753			\$27,753	\$27,753	\$0	Completed	\$0
AA-118	Infrastructure & Technology - Utility			\$19,866,324			\$19,866,324	\$19,866,324	\$0	In Construction	\$8,041,739
AA-102	Infrastructure & Technology - Information Technology Relocation			\$83,118,669	\$803,412	\$6,000,000	\$89,922,081	\$89,922,081	\$0	In Construction	\$63,010,772
AA-103	Media and Technology Complex - Academy Site		\$293,361	\$6,149,140	\$609,958		\$7,052,459	\$7,052,459	\$0	In Construction	\$3,027,486
S-7, AA-113	Energy Efficiency Projects		\$2,000,000	\$2,000,000			\$2,000,000	\$2,000,000	\$0	In Construction	\$59,759
AA-111	Business & Facilities Infrastructure		\$4,875,000	\$3,035,375			\$7,910,375	\$7,910,375	\$0	In Construction	\$1,959,905
S-8, AA-116	Satellite Campus Parking Facilities and Roadway			\$2,512,181			\$2,512,181	\$2,512,181	\$0	In Construction	\$1,345,540
AA-117	Infrastructure & Technology - Technology			\$23,016,844			\$23,016,844	\$23,016,844	\$0	In Construction	\$20,956,641
AA-107	Madison East Wing Seismic Upgrade		\$11,603,383	\$37,983,249			\$49,586,632	\$49,586,632	\$0	In Design	\$43,884,734
S-4, AA-104	Replacement Health/PE/Fitness Central Plant Building			\$9,486,271			\$9,486,271	\$9,486,271	\$0	In Design	\$8,662,182
AA-101	Environmental Performance - Central Plant Connections			\$9,570,794			\$9,570,794	\$9,570,794	\$0	In Design	\$8,655,877
AA-119	Emergency Lighting, Fire Alarm, and Security System		\$7,000,000	\$1,775,991	\$1,858,578	\$4,318,000	\$13,176,578	\$13,176,578	\$0	In Design	\$6,624,258
S-5	Early Childhood Development/Childcare		\$25,000,000	\$1,775,991			\$26,775,991	\$26,775,991	\$0	In Design	\$20,116,231
S-6, AA-110	Malibu Site Acquisition and Facility		\$46,692,750	\$25,177,143	\$17,353,783		\$109,862,122	\$109,862,122	\$0	In Design	\$73,748,581
U-O, S-9, AA-120	Student Services Building	\$20,638,446					\$606,223	\$606,223	\$0	In Design	\$359,399
S-15	Signage Safety/Information		\$609,282				\$609,282	\$609,282	\$0	In Design	\$366,697
S-12	Other Bond Related Expenses		\$716,428	\$750,000			\$1,466,428	\$1,466,428	\$0	In Planning	\$674,810
S-11, AA-112	Master Planning			\$43,818,000		\$43,818,000	\$87,944,336	\$87,944,336	\$0	In Planning	\$43,813,800
U-P, AA-106	Replacement Math and Science Extension Building	\$308,336					\$8,711,882	\$8,711,882	\$0	In Planning	\$8,706,800
AA-105	Drescher - Academic Modernization, Bookstore, Pico Promenade II			\$8,711,882			\$8,711,882	\$8,711,882	\$0	In Planning	\$8,706,800
	<b>Project Totals</b>	<b>\$160,000,000</b>	<b>\$143,500,000</b>	<b>\$295,000,000</b>	<b>\$43,625,187</b>	<b>\$54,136,000</b>	<b>\$696,261,187</b>	<b>\$696,261,187</b>	<b>\$0</b>		<b>\$314,015,211</b>

\* City of SM: \$10,206,823; FEMA: \$1,962,572; State: \$5,779,000; Prop T: 2,618,113; DWP: \$85,408; SCE: \$529,898; Gas Co.: \$62,182; Madison Foundation: \$2,992,576; KCRW: \$803,412; Emeritus College Foundation: \$693,842; Bond Interest: \$17,891,361

\*\* City of SM: 4,318,000; KCRW: \$6,000,000; State: \$43,818,000

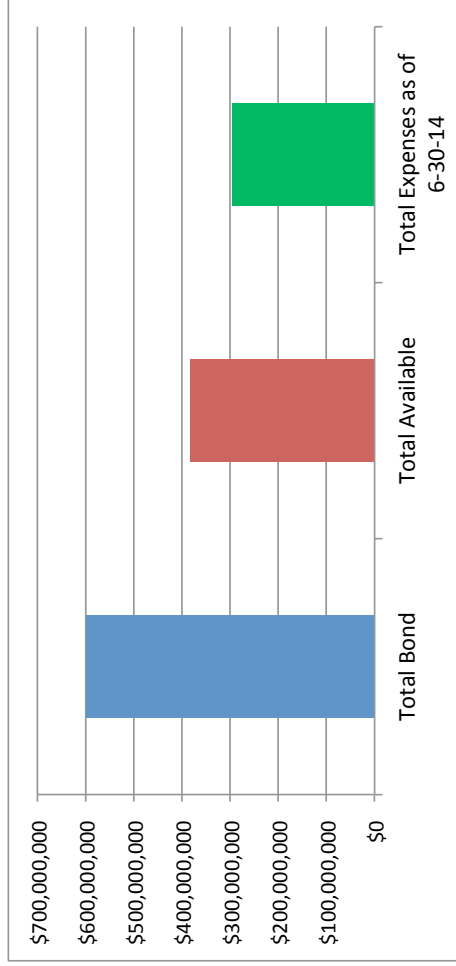


SANTA MONICA COMMUNITY COLLEGE DISTRICT  
 Bond Sales / Expenses Report  
 As of June 30, 2014

Measure U Bond \$160,000,000	Bond Issue Date	Amount
	2002	\$25,000,000
	2004	\$21,999,971
	2005	\$89,999,923
	2007	\$11,999,987
	2010	\$10,998,992
<b>Total Available</b>		<b>\$159,998,873</b>
<b>Expenses as of 6-30-14</b>		<b>\$142,879,942</b>
<b>Total Available Remaining</b>		<b>\$17,118,931</b>
<b>Unsold Bond Amount</b>		<b>\$1,127</b>
<b>Total Available as of 7-1-14</b>		<b>\$17,120,058</b>

<b>Total Bond</b>	<b>\$598,500,000</b>
<b>Total Available</b>	<b>\$383,496,730</b>
<b>Total Expenses as of 6-30-14</b>	<b>\$294,892,903</b>
<b>Total Available Remaining</b>	<b>\$88,603,827</b>
<b>Total Unsold Bond</b>	<b>\$215,003,270</b>

Measure S Bond \$143,500,000 (1)	Bond Issue Date	Amount
	2005	\$58,000,000
	2007	\$8,500,000
	2009	\$56,997,857
<b>Total Available</b>		<b>\$123,497,857</b>
<b>Expenses as of 6-30-14</b>		<b>\$74,810,230</b>
<b>Total Available Remaining</b>		<b>\$48,687,627</b>
<b>Unsold Bond Amount</b>		<b>\$20,002,143</b>
<b>Total Available as of 7-1-14</b>		<b>\$68,689,770</b>



Measure AA Bond \$295,000,000	Bond Issue Date	Amount
	2010	\$100,000,000
<b>Total Available</b>		<b>\$100,000,000</b>
<b>Expenses as of 6-30-14</b>		<b>\$77,202,731</b>
<b>Total Available Remaining</b>		<b>\$22,797,269</b>
<b>Unsold Bond Amount</b>		<b>\$195,000,000</b>
<b>Total Available as of 7-1-14</b>		<b>\$227,797,269</b>

Interest	Measure U	Measure S	Measure AA
As of 6-30-14	\$6,526,790	\$9,412,056	\$3,174,534
Arbitrage Payment as of 6-30-14	\$0	\$393,004	\$0
<b>Available Interest as of 6-30-14</b>	<b>\$6,526,790</b>	<b>\$9,019,052</b>	<b>\$3,174,534</b>

Cost of Issuance Refund	Measure U	Measure S
As of 6-30-14	\$20,688	\$35,575

(1) Original Bond \$135,000,000.00, refunding on 2-15-07 received additional \$8,500,000.00

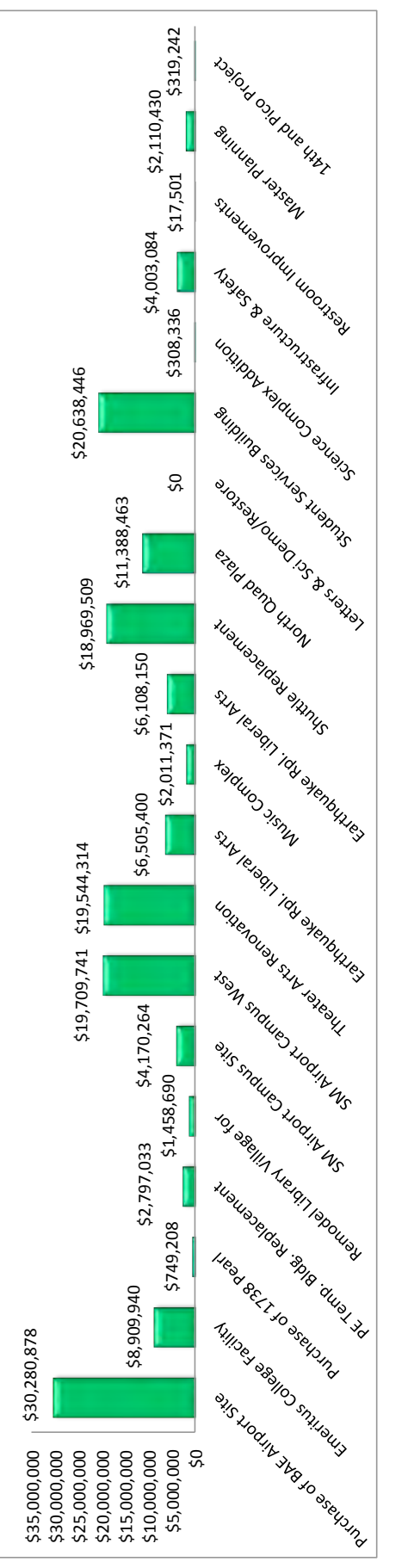
SANTA MONICA COMMUNITY COLLEGE DISTRICT

**Measure U Bond Budget**

As of June 30, 2014

Project Name	Completion	Project Budget	Measure U Allocation	Other Funding	Measure U Expenditures as of 6/30/14	Measure U Expenditures as of 3/31/14	Measure U Expenditures Last Period	Total Measure U Remaining
A Purchase of BAE Airport Site	Completed	\$30,280,878	\$30,280,878	\$0	\$30,280,878	\$30,280,878	\$0	\$0
B Emeritus College Facility	Completed	\$9,603,782	\$8,909,940	\$693,842	\$8,909,940	\$8,909,940	\$0	\$0
C Purchase of 1738 Pearl Street	Completed	\$749,208	\$749,208	\$0	\$749,208	\$749,208	\$0	\$0
D PE Temp. Bldg. Replacement	Completed	\$2,797,033	\$2,797,033	\$0	\$2,797,033	\$2,797,033	\$0	\$0
E Remodel Library Village for Math	Completed	\$1,458,690	\$1,458,690	\$0	\$1,458,690	\$1,458,690	\$0	\$0
F SM Airport Campus Site Improvements	Completed	\$4,170,264	\$4,170,264	\$0	\$4,170,264	\$4,170,264	\$0	\$0
G SM Airport Campus West Building	Completed	\$19,709,741	\$19,709,741	\$0	\$19,709,741	\$19,709,741	\$0	\$0
H Theater Arts Renovation	Completed	\$19,544,314	\$19,544,314	\$0	\$19,544,314	\$19,544,314	\$0	\$0
I Earthquake Rpl. Liberal Arts North	Completed	\$12,507,725	\$6,505,400	\$6,002,325	\$6,505,400	\$6,505,400	\$0	\$0
J Music Complex	Completed	\$4,629,484	\$2,011,371	\$2,618,113	\$2,011,371	\$2,011,371	\$0	\$0
K Earthquake Rpl. Liberal Arts South	Completed	\$16,733,220	\$6,108,150	\$10,625,070	\$6,108,150	\$6,108,150	\$0	\$0
L Shuttle Replacement Parking	Completed	\$18,969,509	\$18,969,509	\$0	\$18,969,509	\$18,969,509	\$0	\$0
M North Quad Plaza	Completed	\$11,388,463	\$11,388,463	\$0	\$11,388,463	\$11,388,463	\$0	\$0
N Letters & Sci Demo/Restore	Completed	\$0	\$0	\$0	\$0	\$0	\$0	\$0
O Student Services Building	May 2018	\$109,862,122	\$20,638,446	\$89,223,676	\$3,518,388	\$2,952,123	\$566,265	\$17,120,058
P Science Complex Addition	Completed	\$87,944,336	\$308,336	\$87,636,000	\$308,336	\$308,336	\$0	\$0
Q Infrastructure & Safety	Completed	\$4,003,084	\$4,003,084	\$0	\$4,003,084	\$4,003,084	\$0	\$0
R Restroom Improvements	Completed	\$17,501	\$17,501	\$0	\$17,501	\$17,501	\$0	\$0
S Master Planning	Completed	\$2,110,430	\$2,110,430	\$0	\$2,110,430	\$2,110,430	\$0	\$0
T 14th and Pico Project	Completed	\$319,242	\$319,242	\$0	\$319,242	\$319,242	\$0	\$0
<b>Project Totals</b>		<b>\$356,799,026</b>	<b>\$160,000,000</b>	<b>\$196,799,026</b>	<b>\$142,879,942</b>	<b>\$142,313,677</b>	<b>\$566,265</b>	<b>\$17,120,058</b>

**Measue U Allocation**



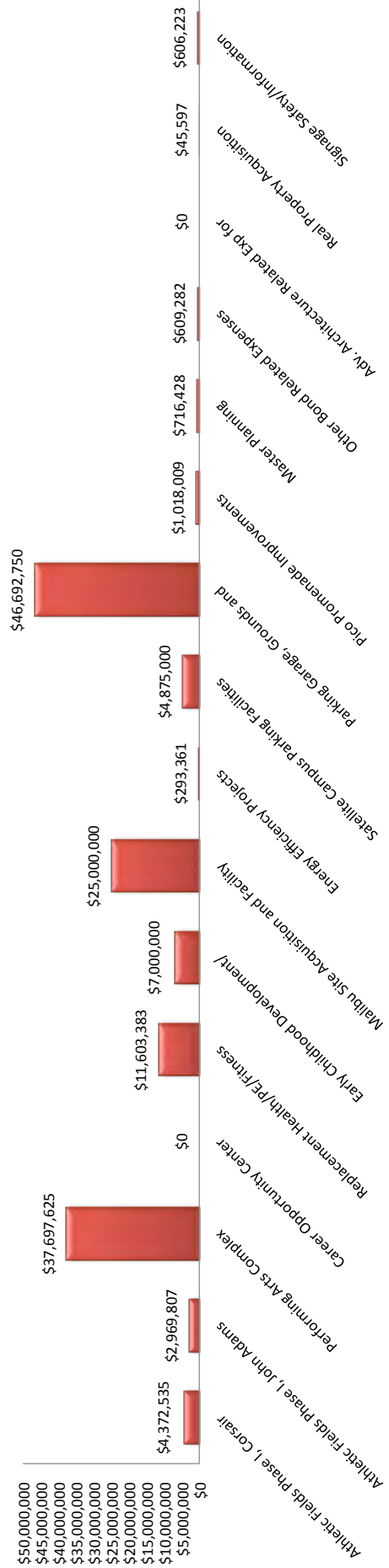
**Measure U  
Bond Budget History  
as of June 30, 2014**

	<b>Project Name</b>	<b>Completion</b>	<b>Preliminary Measure U Budget</b>	<b>Measure U Budget as of 3/31/14</b>	<b>Measure U Budget as of 6/30/14</b>	<b>Variance</b>	<b>Measure U Remaining as of 6/30/14</b>
A	Purchase of BAE Airport Site	<b>Completed</b>	\$30,000,000	\$30,280,878	\$30,280,878	\$0	\$0
B	Emeritus College Facility	<b>Completed</b>	\$8,883,381	\$8,909,940	\$8,909,940	\$0	\$0
C	Purchase of 1738 Pearl Street	<b>Completed</b>	\$749,208	\$749,208	\$749,208	\$0	\$0
D	PE Temp. Bldg. Replacement	<b>Completed</b>	\$2,673,247	\$2,797,033	\$2,797,033	\$0	\$0
E	Remodel Library Village for Math	<b>Completed</b>	\$1,425,565	\$1,458,690	\$1,458,690	\$0	\$0
F	SM Airport Campus Site Improvements	<b>Completed</b>	\$6,200,000	\$4,170,264	\$4,170,264	\$0	\$0
G	SM Airport Campus West Building	<b>Completed</b>	\$20,071,124	\$19,709,741	\$19,709,741	\$0	\$0
H	Theater Arts Renovation	<b>Completed</b>	\$16,992,296	\$19,544,314	\$19,544,314	\$0	\$0
I	Earthquake Rpl. Liberal Arts North	<b>Completed</b>	\$5,352,752	\$6,505,400	\$6,505,400	\$0	\$0
J	Music Complex	<b>Completed</b>	\$4,802,537	\$2,015,333	\$2,011,371	-\$3,962	\$0
K	Earthquake Rpl. Liberal Arts South	<b>Completed</b>	\$2,863,566	\$6,108,150	\$6,108,150	\$0	\$0
L	Shuttle Replacement Parking	<b>Completed</b>	\$17,256,000	\$18,969,509	\$18,969,509	\$0	\$0
M	North Quad Plaza	<b>Completed</b>	\$3,939,759	\$11,388,463	\$11,388,463	\$0	\$0
N	Letters & Sci Demo/Restore	<b>Completed</b>	\$1,192,250	\$0	\$0	\$0	\$0
O	Student Services Building	May 2018	\$23,952,004	\$20,634,484	\$20,638,446	\$3,962	\$17,120,058
P	Science Complex Addition	<b>Completed</b>	\$10,613,910	\$308,336	\$308,336	\$0	\$0
Q	Infrastructure & Safety	<b>Completed</b>	\$5,000,000	\$4,003,084	\$4,003,084	\$0	\$0
R	Restroom Improvements	<b>Completed</b>	\$400,000	\$17,501	\$17,501	\$0	\$0
S	Master Planning	<b>Completed</b>	\$500,000	\$2,110,430	\$2,110,430	\$0	\$0
T	14th and Pico Project	<b>Completed</b>	\$14,662,000	\$319,242	\$319,242	\$0	\$0
	<b>Project Totals</b>		<b>\$177,529,599</b>	<b>\$160,000,000</b>	<b>\$160,000,000</b>	<b>\$0</b>	<b>\$17,120,058</b>

SANTA MONICA COMMUNITY COLLEGE DISTRICT  
**Measure S Bond Budget**  
 As of June 30, 2014

Project Name	Completion	Project Budget	Measure S Allocation	Other Funding	Measure S Expenditures as of 6/30/14	Measure S Expenditures as of 3/31/14	Measure S Expenditures Last Period	Total Measure S Remaining
1 Athletic Fields Phase I, Corsair Field	Completed	\$4,440,065	\$4,372,535	\$67,530	\$4,372,535	\$4,372,535	\$0	\$0
1A Athletic Fields Phase I, John Adams	Completed	\$2,969,807	\$2,969,807	\$0	\$2,969,807	\$2,969,807	\$0	\$0
2 Performing Arts Complex	Completed	\$40,690,201	\$37,697,625	\$2,992,576	\$37,697,625	\$37,697,625	\$0	\$0
3 Career Opportunity Center	Completed	\$0	\$0	\$0	\$0	\$0	\$0	\$0
4 Replacement Health/PE/Fitness Building	August 2016	\$49,586,632	\$11,603,383	\$37,983,249	\$790,589	\$790,589	\$0	\$10,812,794
5 Early Childhood Development/Childcare	July 2017	\$13,176,578	\$7,000,000	\$6,176,578	\$382,295	\$373,825	\$8,470	\$6,617,705
6 Malibu Site Acquisition and Facility	July 2017	\$26,775,991	\$25,000,000	\$1,775,991	\$6,693,824	\$6,620,376	\$73,448	\$18,306,176
7 Energy Efficiency Projects	Completed	\$510,683	\$293,361	\$217,322	\$293,361	\$293,361	\$0	\$0
8 Satellite Campus Parking Facilities and Roadway Improvements	On-Going	\$4,875,000	\$4,875,000	\$0	\$3,867,467	\$3,891,431	\$36,036	\$1,007,533
9 Parking Garage, Grounds and Equipment - Student Services	May 2018	\$109,862,122	\$46,692,750	\$63,169,372	\$15,471,002	\$15,449,764	\$21,238	\$31,221,748
10 Pico Promenade Improvements	Completed	\$1,018,009	\$1,018,009	\$0	\$1,018,009	\$1,018,009	\$0	\$0
11 Master Planning	Completed	\$716,428	\$716,428	\$0	\$716,428	\$716,428	\$0	\$0
12 Other Bond Related Expenses	On-Going	\$662,764	\$609,282	\$0	\$244,867	\$238,749	\$6,118	\$364,415
13 Adv. Architecture Related Exp for AA	Completed	\$0	\$0	\$0	\$0	\$0	\$0	\$0
14 Real Property Acquisition	Completed	\$45,597	\$45,597	\$0	\$45,597	\$45,597	\$0	\$0
15 Signage Safety/Information	On-Going	\$606,223	\$606,223	\$0	\$246,824	\$246,582	\$242	\$359,399
<b>Project Totals</b>		<b>\$255,936,100</b>	<b>\$143,500,000</b>	<b>\$112,382,618</b>	<b>\$74,810,230</b>	<b>\$74,664,678</b>	<b>\$145,552</b>	<b>\$68,689,770</b>

**Measure S Allocation**

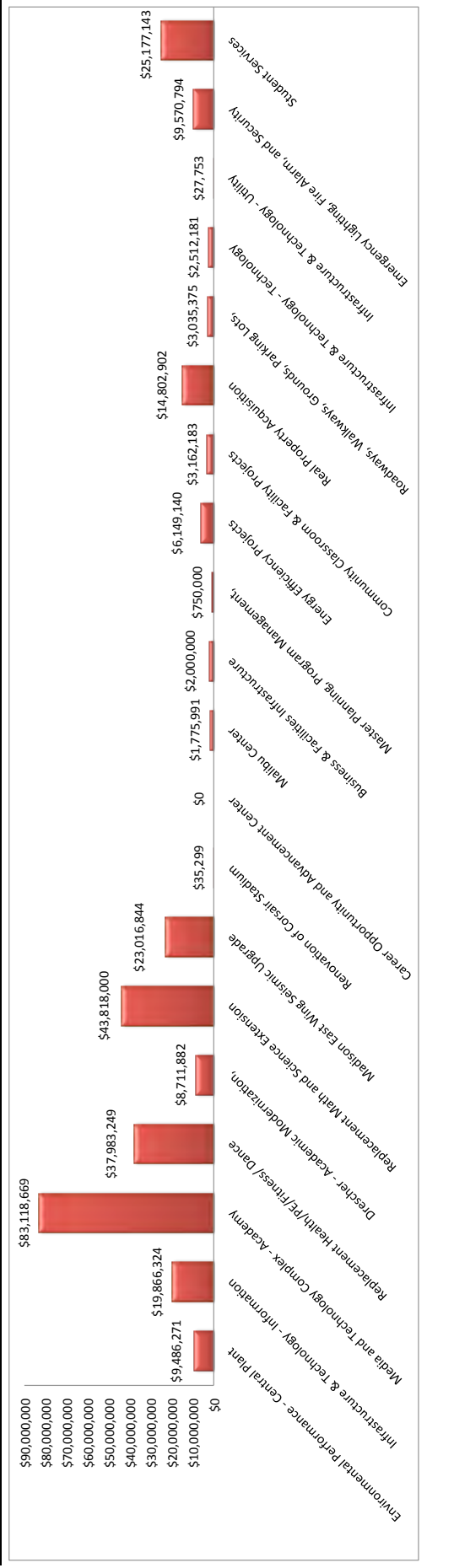


**Measure S  
Bond Budget History  
as of June 30, 2014**

	Project Name	Completion	Preliminary Measure S Budget	Measure S Budget as of 3/31/14	Measure S Budget as of 6/30/14	Variance	Measure S Remaining as of 6/30/14
1	Athletic Fields Phase I, Corsair Field	<b>Completed</b>	\$1,800,000	\$4,372,535	\$4,372,535	\$0	\$0
1A	Athletic Fields Phase I, John Adams	<b>Completed</b>	\$35,200,000	\$2,969,807	\$2,969,807	\$0	\$0
2	Performing Arts Complex	<b>Completed</b>	\$24,000,000	\$37,697,625	\$37,697,625	\$0	\$0
3	Career Opportunity Center	<b>Completed</b>	\$20,000,000	\$0	\$0	\$0	\$0
4	Replacement Health/PE/Fitness Building	August 2016	\$20,000,000	\$5,603,383	\$11,603,383	\$6,000,000	\$10,812,794
5	Early Childhood Development/Childcare	July 2017	\$7,000,000	\$7,000,000	\$7,000,000	\$0	\$6,617,705
6	Malibu Site Acquisition and Facility	July 2017	\$25,000,000	\$25,000,000	\$25,000,000	\$0	\$18,306,176
7	Energy Efficiency Projects	<b>Completed</b>	\$2,000,000	\$293,361	\$293,361	\$0	\$0
8	Satellite Campus Parking Facilities and Roadway Improvements	On-Going	\$0	\$4,875,000	\$4,875,000	\$0	\$1,007,533
9	Parking Garage, Grounds and Equipment - Student Services	May 2018	\$0	\$52,692,750	\$46,692,750	-\$6,000,000	\$31,221,748
10	Pico Promenade Improvements, Phase I	<b>Completed</b>	\$0	\$1,018,009	\$1,018,009	\$0	\$0
11	Master Planning	<b>Completed</b>	\$0	\$716,428	\$716,428	\$0	\$0
12	Other Bond Related Expenses	On-Going	\$0	\$609,282	\$609,282	\$0	\$364,415
13	Adv. Architecture Related Exp for AA	<b>Completed</b>	\$0	\$0	\$0	\$0	\$0
14	Real Property Acquisition	<b>Completed</b>	\$0	\$45,597	\$45,597	\$0	\$0
15	Signage Safety/Information	On-Going	\$0	\$606,223	\$606,223	\$0	\$359,399
	<b>Project Totals</b>		<b>\$135,000,000</b>	<b>\$143,500,000</b>	<b>\$143,500,000</b>	<b>\$0</b>	<b>\$68,689,770</b>

SANTA MONICA COMMUNITY COLLEGE DISTRICT  
 Measure AA Bond Budget  
 As of June 30, 2014

Project Name	Completion	Project Budget	Measure AA Allocation	Other Funding	Measure AA Expenditures as of 6/30/14	Measure AA Expenditures as of 3/31/14	Measure AA Expenditures Last Period	Total Measure AA Remaining
101 Environmental Performance - Central Plant Connections	August 2016	\$9,486,271	\$9,486,271	\$0	\$824,337	\$801,484	\$22,853	\$8,661,934
102 Infrastructure & Technology - Information Technology Relocation	December 2014	\$19,866,324	\$19,866,324	\$0	\$15,543,265	\$8,233,432	\$7,309,833	\$4,323,059
103 Media and Technology Complex - Academy Site	December 2015	\$89,922,081	\$83,118,669	\$6,803,412	\$26,386,484	\$15,913,007	\$10,473,477	\$56,732,185
104 Replacement Health/Fitness/ Dance Building with Central Plant	August 2016	\$47,586,632	\$37,983,249	\$9,603,383	\$4,941,635	\$4,801,418	\$140,217	\$33,041,614
105 Drescher - Academic Modernization, Bookstore, Pico Promenade	June 2018	\$8,711,882	\$8,711,882	\$0	\$5,082	\$5,082	\$0	\$8,706,800
106 Replacement Math and Science Extension Building	June 2020	\$87,944,336	\$43,818,000	\$44,126,336	\$4,950	\$0	\$4,950	\$43,813,050
107 Madison East Wing Seismic Upgrade	December 2015	\$23,016,844	\$23,016,844	\$0	\$2,068,565	\$1,946,886	\$121,679	\$20,948,279
108 Renovation of Corsair Stadium	Completed	\$35,299	\$35,299	\$0	\$35,299	\$0	\$0	\$0
109 Career Opportunity and Advancement Center (Bundy)	Completed	\$0	\$0	\$0	\$0	\$0	\$0	\$0
110 Malibu Center	July 2017	\$26,775,991	\$1,775,991	\$25,000,000	\$0	\$0	\$0	\$1,775,991
111 Business & Facilities Infrastructure	On-Going	\$2,000,000	\$2,000,000	\$0	\$1,954,391	\$1,723,894	\$230,497	\$45,609
112 Master Planning, Program Management, Overhead	On-Going	\$750,000	\$750,000	\$0	\$76,015	\$52,950	\$23,065	\$673,985
113 Energy Efficiency Projects	On-Going	\$6,542,613	\$6,149,140	\$393,473	\$3,103,451	\$2,619,836	\$483,615	\$3,045,689
114 Community Classroom & Facility Projects	Completed	\$3,162,183	\$3,162,183	\$0	\$3,162,183	\$3,162,183	\$0	\$0
115 Real Property Acquisition	Completed	\$14,802,902	\$14,802,902	\$0	\$14,802,902	\$14,794,102	\$8,800	\$0
116 Roadways, Walkways, Grounds, Parking Lots, and Garages	On-Going	\$3,035,375	\$3,035,375	\$0	\$2,128,018	\$2,022,974	\$105,044	\$907,357
117 Infrastructure & Technology - Technology	On-Going	\$2,512,181	\$2,512,181	\$0	\$1,166,641	\$1,166,641	\$0	\$1,345,540
118 Infrastructure & Technology - Utility	Completed	\$27,753	\$27,753	\$0	\$27,753	\$27,753	\$0	\$0
119 Emergency Lighting, Fire Alarm, and Security System	On-Going	\$9,570,794	\$9,570,794	\$0	\$971,760	\$635,987	\$335,773	\$8,599,034
120 Student Services	May 2018	\$109,862,122	\$25,177,143	\$86,684,979	\$0	\$0	\$0	\$25,177,143
<b>Project Totals</b>		<b>\$465,611,583</b>	<b>\$295,000,000</b>	<b>\$172,611,583</b>	<b>\$77,202,731</b>	<b>\$57,942,928</b>	<b>\$19,259,803</b>	<b>\$217,797,269</b>



**Measure AA  
Bond Budget History  
as of 6-30-2014**

	<b>Project Name</b>	<b>Completion</b>	<b>Preliminary Measure AA Budget</b>	<b>Measure AA Budget as of 3/31/14</b>	<b>Measure AA Budget as of 6/30/14</b>	<b>Variance</b>	<b>Measure AA Remaining as of 6/30/14</b>
101	Environmental Performance - Central Plant Connections	August 2016	\$12,034,042	\$8,649,984	\$9,486,271	\$836,287	\$8,661,934
102	Infrastructure & Technology - Information Technology Relocation	December 2014	\$13,287,218	\$19,881,804	\$19,866,324	-\$15,480	\$4,323,059
103	Media and Technology Complex - Academy Site	December 2015	\$57,480,824	\$83,778,699	\$83,118,669	-\$660,030	\$56,732,185
104	Replacement Health/PE/Fitness/ Dance Building with Central Plant	August 2016	\$29,232,317	\$42,662,719	\$37,983,249	-\$4,679,470	\$33,041,614
105	Drescher - Academic Modernization, Bookstore, Pico Promenade II	June 2018	\$34,026,480	\$9,262,057	\$8,711,882	-\$550,175	\$8,706,800
106	Replacement Math and Science Extension Building	June 2020	\$68,259,000	\$55,151,000	\$43,818,000	-\$11,333,000	\$43,813,050
107	Madison East Wing Seismic Upgrade	December 2015	\$6,146,000	\$14,751,135	\$23,016,844	\$8,265,709	\$20,948,279
108	Renovation of Corsair Stadium	<b>Completed</b>	\$11,203,000	\$35,299	\$35,299	\$0	\$0
109	Career Opportunity and Advancement Center (Bundy)	<b>Completed</b>	\$32,384,000	\$2,585,937	\$0	-\$2,585,937	\$0
110	Malibu Center	July 2017	\$6,069,031	\$5,069,031	\$1,775,991	-\$3,293,040	\$1,775,991
111	Business & Facilities Infrastructure	On-Going	\$17,506,952	\$2,000,000	\$2,000,000	\$0	\$45,609
112	Master Planning, Program Management, Overhead	On-Going	\$2,000,000	\$750,000	\$750,000	\$0	\$673,985
113	Energy Efficiency Projects	On-Going	\$5,371,136	\$6,149,140	\$6,149,140	\$0	\$3,045,689
114	Community Classroom & Facility Projects	<b>Completed</b>	\$0	\$3,163,182	\$3,162,183	-\$999	\$0
115	Real Property Acquisition	<b>Completed</b>	\$0	\$21,000,000	\$14,802,902	-\$6,197,098	\$0
116	Roadways, Walkways, Grounds, Parking Lots, and Garages	On-Going	\$0	\$3,035,375	\$3,035,375	\$0	\$907,357
117	Infrastructure & Technology - Technology	On-Going	\$0	\$1,500,000	\$2,512,181	\$1,012,181	\$1,345,540
118	Infrastructure & Technology - Utility	<b>Completed</b>	\$0	\$200,000	\$27,753	-\$172,247	\$0
119	Emergency Lighting, Fire Alarm, and Security System	On-Going	\$0	\$4,750,000	\$9,570,794	\$4,820,794	\$8,599,034
120	Student Services	May 2018	\$0	\$10,624,638	\$25,177,143	\$14,552,505	\$25,177,143
	<b>Project Totals</b>		<b>\$295,000,000</b>	<b>\$295,000,000</b>	<b>\$295,000,000</b>	<b>\$0</b>	<b>\$217,797,269</b>

**Measure U Project Schedule**

As of June 30, 2014

	Project Name	Completion	2014	2015	2016	2017	2018
A	Purchase of BAE Airport Site	Completed					
B	Emeritus College Facility	Completed					
C	Purchase of 1738 Pearl Street	Completed					
D	PE Temp. Bldg. Replacement	Completed					
E	Remodel Library Village for Math	Completed					
F	SM Airport Campus Site Improvements	Completed					
G	SM Airport Campus West Building	Completed					
H	Theater Arts Renovation	Completed					
I	Earthquake Rpl. Liberal Arts North	Completed					
J	Music Complex	Completed					
K	Earthquake Rpl. Liberal Arts South	Completed					
L	Shuttle Replacement Parking	Completed					
M	North Quad Plaza	Completed					
N	Letters & Sci Demo/Restore	Completed					
O	Student Services Building	May 2018					
P	Science Complex Addition	Completed					
Q	Infrastructure & Safety	Completed					
R	Restroom Improvements	Completed					
S	Master Planning	Completed					
T	14th and Pico Project	Completed					
	* SM Airport Campus also known as Bundy Site			In Construction			



SANTA MONICA COMMUNITY COLLEGE DISTRICT  
**MEASURE U EXPENDITURES**  
 FUND 42.2  
 As of June 30, 2014

Projects	Budget	02/03 Final	03/04 Final	04/05 Final	05/06 Final	06/07 Final	07/08 Final	08/09 Final	09/10 Final	10/11 Final	11/12 Final	12/13 Final	13/14 Final	Combined Totals
<b>U7100010</b>														
<b>Purchase of BAE Airport Site (A)</b>														
Site Acquisition	\$0	\$0	\$0	\$30,280,878	\$0	\$0	\$0	\$0	\$0	\$0	\$0	\$0	\$0	\$30,280,878
<b>Total</b>	\$0	\$0	\$0	\$30,280,878	\$0	\$0	\$0	\$0	\$0	\$0	\$0	\$0	\$0	\$30,280,878
Project Budget	\$30,280,878													
Less Other Funding	\$0													
Net	\$30,280,878													
Actual Measure U Expenditures	\$30,280,878													
Running Balance	\$0													
<b>U7100028</b>														
<b>Emeritus College Facility (B)</b>														
Site Acquisition	\$8,658,675	\$0	\$0	\$0	\$0	\$0	\$0	\$0	\$0	\$0	\$0	\$0	\$0	\$8,658,675
Legal	\$14,649	\$3,009	\$20,421	\$0	\$0	\$0	\$0	\$0	\$0	\$0	\$0	\$0	\$0	\$38,078
Architect	\$93,735	\$27,831	\$161	\$0	\$0	\$0	\$0	\$0	\$0	\$0	\$0	\$0	\$0	\$121,727
Engineering	\$18,400	\$0	\$0	\$0	\$0	\$0	\$0	\$0	\$0	\$0	\$0	\$0	\$0	\$18,400
Supply	\$0	\$4,461	\$0	\$0	\$0	\$0	\$0	\$0	\$0	\$0	\$0	\$0	\$0	\$4,461
Building & Additions	\$0	\$17,496	\$0	\$4,000	\$0	\$0	\$0	\$0	\$0	\$0	\$0	\$0	\$0	\$21,496
Cap Equipment	\$0	\$49,406	\$0	\$0	\$0	\$0	\$0	\$0	\$0	\$0	\$0	\$0	\$0	\$49,406
Non-Cap Equipment	\$0	-\$2,197	\$0	-\$108	\$0	\$0	\$0	\$0	\$0	\$0	\$0	\$0	\$0	-\$2,305
<b>Total</b>	\$8,785,459	\$100,007	\$20,582	\$3,892	\$0	\$0	\$0	\$0	\$0	\$0	\$0	\$0	\$0	\$8,909,940
Project Budget	\$9,603,782													
Less Other Funding*	\$693,842													
Net	\$8,909,940													
Actual Measure U Expenditures	\$8,909,940													
Running Balance	\$0													
<b>U7100006</b>														
<b>1738 Pearl Street (C)</b>														
Site Acquisition	\$0	\$704,534	\$0	\$0	\$0	\$0	\$0	\$0	\$0	\$0	\$0	\$0	\$0	\$704,534
Site Improvement	\$0	\$3,250	\$0	\$0	\$0	\$0	\$0	\$0	\$0	\$0	\$0	\$0	\$0	\$3,250
Building & Additions	\$0	\$41,424	\$0	\$0	\$0	\$0	\$0	\$0	\$0	\$0	\$0	\$0	\$0	\$41,424
<b>Total</b>	\$0	\$749,208	\$0	\$0	\$0	\$0	\$0	\$0	\$0	\$0	\$0	\$0	\$0	\$749,208
Project Budget	\$749,208													
Less Other Funding	\$0													
Net	\$749,208													
Actual Measure U Expenditures	\$749,208													
Running Balance	\$0													

\* Other Funding Source:  
 Emeritus College Foundation \$693,842 received

SANTA MONICA COMMUNITY COLLEGE DISTRICT  
**MEASURE U EXPENDITURES**  
 FUND 42.2  
 As of June 30, 2014

Projects	Budget	02/03 Final	03/04 Final	04/05 Final	05/06 Final	06/07 Final	07/08 Final	08/09 Final	09/10 Final	10/11 Final	11/12 Final	12/13 Final	13/14 Final	Combined Totals
<b>U7100026</b>														
<b>PE Temporary Building Replacement (D)</b>														
Architect		\$148,055	\$42,372	\$6,220	\$485	\$0	\$0	\$0	\$0	\$0	\$0	\$0	\$0	\$197,133
Building & Additions		\$43,866	\$1,922,493	\$415,932	\$0	\$0	\$0	\$0	\$0	\$0	\$0	\$0	\$0	\$2,382,291
Inspection & Testing		\$6,455	\$136,510	\$716	\$0	\$0	\$0	\$0	\$0	\$0	\$0	\$0	\$0	\$143,681
Project Management		\$4,800	\$56,247	\$5,225	\$0	\$0	\$0	\$0	\$0	\$0	\$0	\$0	\$0	\$66,272
Advertising and Moving Expenses		\$763	\$0	\$6,893	\$0	\$0	\$0	\$0	\$0	\$0	\$0	\$0	\$0	\$7,656
<b>Total</b>		<b>\$203,939</b>	<b>\$2,157,622</b>	<b>\$434,987</b>	<b>\$485</b>	<b>\$0</b>	<b>\$0</b>	<b>\$0</b>	<b>\$0</b>	<b>\$0</b>	<b>\$0</b>	<b>\$0</b>	<b>\$0</b>	<b>\$2,797,033</b>
Project Budget	\$2,797,033													
Less Other Funding	\$0													
Net	\$2,797,033													
Actual Measure U Expenditures	\$2,797,033													
Running Balance	\$0													

<b>U7100310</b>														
<b>Remodel Library Village for Math (E)</b>														
Moving Exp.		\$0	\$38,625	\$0	\$0	\$0	\$0	\$0	\$0	\$0	\$0	\$0	\$0	\$38,625
Building & Additions		\$0	\$1,036,490	\$115,653	\$0	\$0	\$0	\$0	\$0	\$0	\$0	\$0	\$0	\$1,152,143
Architect		\$104,922	\$27,141	\$1,340	\$486	\$0	\$0	\$0	\$0	\$0	\$0	\$0	\$0	\$133,959
Engineering		\$0	\$2,698	\$0	\$0	\$0	\$0	\$0	\$0	\$0	\$0	\$0	\$0	\$2,698
Inspection & Testing		\$0	\$27,093	\$25,175	\$0	\$0	\$0	\$0	\$0	\$0	\$0	\$0	\$0	\$52,258
Project Management		\$0	\$51,679	\$4,400	\$0	\$0	\$0	\$0	\$0	\$0	\$0	\$0	\$0	\$56,079
Advertising and Moving Expenses		\$207	\$10,137	\$12,623	\$0	\$0	\$0	\$0	\$0	\$0	\$0	\$0	\$0	\$22,967
<b>Total</b>		<b>\$105,199</b>	<b>\$1,193,813</b>	<b>\$159,191</b>	<b>\$486</b>	<b>\$0</b>	<b>\$0</b>	<b>\$0</b>	<b>\$0</b>	<b>\$0</b>	<b>\$0</b>	<b>\$0</b>	<b>\$0</b>	<b>\$1,458,690</b>
Project Budget	\$1,458,690													
Less Other Funding	\$0													
Net	\$1,458,690													
Actual Measure U Expenditures	\$1,458,690													
Running Balance	\$0													

SANTA MONICA COMMUNITY COLLEGE DISTRICT  
 MEASURE U EXPENDITURES  
 FUND 42.2  
 As of June 30, 2014

Projects	Budget	02/03 Final	03/04 Final	04/05 Final	05/06 Final	06/07 Final	07/08 Final	08/09 Final	09/10 Final	10/11 Final	11/12 Final	12/13 Final	13/14 Final	Combined Totals
<b>U7100027</b>														
<b>SM Airport Campus Site Improvements (F)</b>														
Supplies		\$0	\$26,234	\$975	\$5,873	\$0	\$0	\$0	\$0	\$0	\$0	\$0	\$0	\$33,082
Misc Fees		\$0	\$25	\$0	\$0	\$34,274	\$0	\$0	\$0	\$0	\$0	\$0	\$0	\$34,299
Other Contract Services		\$3,860	\$11,508	\$8,434	\$1,501	\$0	\$0	\$0	\$0	\$0	\$0	\$0	\$0	\$25,302
Site Improvement		\$0	\$0	\$15,182	\$5,790	\$7,237	\$0	\$0	\$0	\$0	\$0	\$0	\$0	\$28,209
Building & Additions		\$0	\$1,495,697	\$1,670,788	\$4,824	\$0	\$0	\$0	\$0	\$0	\$0	\$0	\$0	\$3,171,309
Architect		\$104,934	\$500	\$0	\$43,570	\$0	\$0	\$0	\$0	\$0	\$0	\$0	\$0	\$149,004
Engineering		\$35,000	\$148,304	\$950	\$10,040	\$0	\$0	\$0	\$0	\$0	\$0	\$0	\$0	\$194,294
Inspection & Testing		\$5,032	\$118,662	\$191,271	\$0	\$0	\$0	\$0	\$0	\$0	\$0	\$0	\$0	\$314,966
Project Management		\$750	\$155,798	\$38,425	\$1,365	\$220	\$0	\$0	\$0	\$0	\$0	\$0	\$0	\$196,558
City Fees, Advertising and Security System		\$16,587	\$1,802	\$327	\$150	\$4,375	\$0	\$0	\$0	\$0	\$0	\$0	\$0	\$23,241
<b>Total</b>		<b>\$166,163</b>	<b>\$1,958,530</b>	<b>\$1,926,352</b>	<b>\$73,113</b>	<b>\$46,106</b>	<b>\$0</b>	<b>\$0</b>	<b>\$0</b>	<b>\$0</b>	<b>\$0</b>	<b>\$0</b>	<b>\$0</b>	<b>\$4,170,264</b>
Project Budget	\$4,170,264													
Less Other Funding	\$0													
Net	\$4,170,264													
Actual Measure U Expenditures	\$4,170,264													
Running Balance	\$0													

<b>U7100027</b>														
<b>SM Airport Campus West Building (G)</b>														
Supply		\$0	\$0	\$17,650	\$28,017	\$0	\$0	\$0	\$0	\$0	\$0	\$0	\$0	\$45,667
Other Contract Services		\$0	\$0	\$0	\$3,576	\$0	\$0	\$0	\$0	\$0	\$0	\$0	\$0	\$3,576
Moving Expenses		\$0	\$0	\$180	\$15,824	\$0	\$0	\$0	\$0	\$0	\$0	\$0	\$0	\$16,004
Building & Additions		\$0	\$0	\$15,037,532	\$1,256,065	\$46,946	\$0	\$0	\$0	\$0	\$0	\$0	\$0	\$16,340,543
Architect		\$0	\$971,954	\$1,043,950	\$49,779	\$1,147	\$0	\$0	\$0	\$0	\$0	\$0	\$0	\$2,066,830
Engineering		\$0	\$2,920	\$9,800	\$5,010	\$963	\$0	\$0	\$0	\$0	\$0	\$0	\$0	\$18,693
Inspection & Testing		\$0	\$21,173	\$126,510	\$9,856	\$0	\$0	\$0	\$0	\$0	\$0	\$0	\$0	\$157,539
Project Management		\$0	\$14,450	\$313,715	\$13,956	\$0	\$0	\$0	\$0	\$0	\$0	\$0	\$0	\$342,121
Cap Equipment		\$0	\$49,795	\$326,382	\$4,792	\$0	\$0	\$0	\$0	\$0	\$0	\$0	\$0	\$380,969
Non-Cap Equipment		\$0	\$0	\$280,558	\$57,240	\$0	\$0	\$0	\$0	\$0	\$0	\$0	\$0	\$337,798
<b>Total</b>		<b>\$0</b>	<b>\$1,060,292</b>	<b>\$17,156,277</b>	<b>\$1,444,115</b>	<b>\$49,056</b>	<b>\$0</b>	<b>\$0</b>	<b>\$0</b>	<b>\$0</b>	<b>\$0</b>	<b>\$0</b>	<b>\$0</b>	<b>\$19,709,741</b>
Project Budget	\$19,709,741													
Less Other Funding	\$0													
Net	\$19,709,741													
Actual Measure U Expenditures	\$19,709,741													
Running Balance	\$0													

SANTA MONICA COMMUNITY COLLEGE DISTRICT  
 MEASURE U EXPENDITURES  
 FUND 42.2  
 As of June 30, 2014

Projects	Budget	02/03 Final	03/04 Final	04/05 Final	05/06 Final	06/07 Final	07/08 Final	08/09 Final	09/10 Final	10/11 Final	11/12 Final	12/13 Final	13/14 Final	Combined Totals
<b>U7100025</b>														
<b>Theatre Arts Renovation (H)</b>														
Supplies		\$0	\$8,904	-\$14		\$12,858	\$16,619	\$0	\$0	\$0	\$0	\$0	\$0	\$38,367
Legal		\$0	\$0	\$0	\$0	\$0	\$0	\$0	\$0	\$0	\$0	\$0	\$0	\$0
Moving Services		\$0	\$0	\$0	\$0	\$14,061	\$0	\$0	\$0	\$0	\$0	\$0	\$0	\$14,061
Other Contract Services		\$0	\$0	\$0	\$0	\$0	\$0	\$5,245	\$0	\$0	\$0	\$0	\$0	\$5,245
Rental / Lease		\$0	\$1,446	\$2,200	\$0	\$0	\$0	\$0	\$0	\$0	\$0	\$0	\$0	\$3,646
Building & Additions		\$528	\$1,326,630	\$4,540,487	\$10,897,603	\$56,122	\$25,220	\$0	\$0	\$0	\$0	\$0	\$0	\$16,846,590
Architect		\$289,913	\$369,213	\$423,416	\$82,639	\$0	\$0	\$0	\$0	\$0	\$0	\$0	\$47,365	\$1,212,545
Engineering		\$6,174	\$2,981	\$16,606	\$2,375	\$1,250	\$0	\$0	\$0	\$0	\$0	\$0	\$0	\$29,386
Inspection & Testing		\$150	\$14,785	\$353,890	\$297,875	\$7,116	\$0	\$0	\$0	\$0	\$0	\$0	\$0	\$667,616
Project Management		\$150	\$45,698	\$184,219	\$193,898	\$14,818	\$230	\$0	\$0	\$0	\$0	\$0	\$0	\$439,013
Cleaning, Storage and Installation		\$0	\$812	\$0	\$2,548	\$0	\$0	\$0	\$0	\$0	\$0	\$0	\$0	\$5,627
Cap Equipment		\$0	\$31,638	\$0	\$6,458	\$59,689	\$0	\$0	\$0	\$0	\$0	\$0	\$0	\$97,785
Non-Cap Equipment		\$0	\$2,388	\$0	\$36,749	\$145,294	\$0	\$0	\$0	\$0	\$0	\$0	\$0	\$184,432
<b>Total</b>		<b>\$296,915</b>	<b>\$1,804,496</b>	<b>\$5,520,804</b>	<b>\$11,532,803</b>	<b>\$311,236</b>	<b>\$25,450</b>	<b>\$5,245</b>	<b>\$0</b>	<b>\$0</b>	<b>\$0</b>	<b>\$0</b>	<b>\$47,365</b>	<b>\$19,544,314</b>
Project Budget	\$19,544,314													
Less Other Funding	\$0													
Net	\$19,544,314													
Actual Measure U Expenditures	\$19,544,314													
Running Balance	\$0													
<b>U7100110</b>														
<b>Earthquake Rpl. Liberal Arts North (I)</b>														
Supplies		\$0	\$0	\$0	\$0	\$1,408	\$0	\$75	\$0	\$0	\$0	\$0	\$0	\$1,483
Legal		\$0	\$0	\$0	\$0	\$887	\$0	\$0	\$0	\$0	\$0	\$0	\$0	\$887
Other Contract Services		\$0	\$0	\$0	\$0	\$75	\$0	\$0	\$0	\$0	\$0	\$0	\$0	\$75
Building & Additions		\$265	\$0	\$1,043,660	\$5,916,281	-\$973,001	\$321,345	\$14,898	\$0	-\$834,764	\$0	-\$1,127,809	\$0	\$4,360,876
Architect		\$3,248	\$6,117,322	\$102,824	\$209,490	\$216,563	\$21,215	\$3,465	\$0	\$0	\$0	\$0	\$0	\$1,165,289
Engineering		\$0	\$4,295	\$0	\$250	\$0	\$250	\$0	\$0	\$0	\$0	\$0	\$0	\$6,043
Inspection & Testing		\$0	\$0	\$28,312	\$326,203	\$77,942	\$0	\$0	\$0	\$0	\$0	\$0	\$0	\$432,458
Project Management		\$0	\$26,072	\$33,549	\$128,937	\$124,222	\$255	\$1,155	\$286	\$0	\$0	\$0	\$0	\$314,475
Advertising and Fees		\$0	\$4	\$7,334	\$0	\$0	\$0	\$0	\$0	\$0	\$0	\$0	\$0	\$7,330
Cap Equipment		\$0	\$0	\$0	\$0	\$25,356	\$12,579	\$0	\$0	\$0	\$0	\$0	\$0	\$37,935
Non-Cap Equipment		\$0	\$0	\$0	\$2,033	\$170,425	\$4,093	\$0	\$0	\$0	\$0	\$0	\$0	\$176,550
<b>Total</b>		<b>\$3,513</b>	<b>\$6,42,095</b>	<b>\$1,215,679</b>	<b>\$6,583,194</b>	<b>-\$356,123</b>	<b>\$359,737</b>	<b>\$19,592</b>	<b>\$286</b>	<b>-\$834,764</b>	<b>\$0</b>	<b>-\$1,127,809</b>	<b>\$0</b>	<b>\$6,505,400</b>
Project Budget	\$12,507,725	Received												
Less Other Funding*	\$6,002,325													
Net	\$6,505,400													
Actual Measure U Expenditures	\$6,505,400													
Running Balance	\$0													

\* Other Funding Source:  
 City of Santa Monica \$4,039,753 received  
 FEMA \$1,962,572 committed, \$1,962,572 received

SANTA MONICA COMMUNITY COLLEGE DISTRICT  
 MEASURE U EXPENDITURES  
 FUND 42.2  
 As of June 30, 2014

Projects	Budget	02/03 Final	03/04 Final	04/05 Final	05/06 Final	06/07 Final	07/08 Final	08/09 Final	09/10 Final	10/11 Final	11/12 Final	12/13 Final	13/14 Final	Combined Totals
<b>U7100013, U7100047</b>														
<b>Music Complex (J)</b>														
Advertising		\$0	\$0	\$436	\$0	\$0	\$0	\$0	\$0	\$0	\$0	\$0	\$0	\$436
Supplies		\$0	\$0	\$0	\$0	\$194	\$19,094	\$0	\$0	\$0	\$0	\$0	\$0	\$19,288
Consultants		\$0	\$0	\$0	\$0	\$0	\$36,000	\$0	\$0	\$0	\$0	\$0	\$0	\$36,000
Other Contract Services		\$0	\$0	\$0	\$0	\$0	\$180	\$0	\$0	\$0	\$0	\$0	\$0	\$180
Moving Services		\$0	\$0	\$0	\$0	\$0	\$6,330	\$0	\$0	\$0	\$0	\$0	\$0	\$6,330
Building & Additions		\$0	\$0	\$356,464	\$1,293,726	-\$737,213	\$273,531	\$273,531	\$0	\$0	\$0	\$0	\$0	\$1,186,509
Architect		\$0	\$187,922	\$22,500	\$37,227	\$38,448	\$4,052	\$14,356	\$0	\$681	\$225	\$3,992	\$2,038	\$311,441
Engineering		\$0	\$0	\$0	\$0	\$0	\$0	\$21,370	\$0	\$0	\$0	\$0	\$0	\$21,370
Inspection & Testing		\$0	\$0	\$29,740	\$19,265	\$26,238	\$35,880	\$0	\$0	\$0	\$0	\$0	\$0	\$111,122
Project Management		\$0	\$170	\$36,739	\$36,351	\$56,914	\$16,200	\$1,288	\$0	\$0	\$0	\$0	\$0	\$147,662
Cap Equipment		\$0	\$0	\$0	\$0	\$0	\$62,600	\$0	\$0	\$0	\$0	\$0	\$0	\$62,600
Non-Cap Equipment		\$0	\$0	\$0	\$0	\$29,852	\$78,582	\$0	\$0	\$0	\$0	\$0	\$0	\$108,434
<b>Total</b>		<b>\$0</b>	<b>\$188,092</b>	<b>\$445,879</b>	<b>\$1,386,568</b>	<b>-\$585,566</b>	<b>\$532,447</b>	<b>\$37,014</b>	<b>\$0</b>	<b>\$681</b>	<b>\$225</b>	<b>\$3,992</b>	<b>\$2,038</b>	<b>\$2,011,371</b>
Project Budget	\$4,629,484	Received												
Less Other Funding*	\$2,618,113	\$2,618,113												
Net	\$2,011,371													
Actual Measure U Expenditures	\$2,011,371													
Running Balance	\$0													
* Other Funding Source: Prop T Refinance \$2,618,113 received														
<b>U7100111</b>														
<b>Earthquake Rpl. Liberal Arts South (K)</b>														
Supply		\$0	\$0	\$855	\$2,497	\$379	\$23,811	\$75	\$0	\$0	\$0	\$0	\$0	\$27,618
Legal		\$0	\$0	\$0	\$0	\$0	\$2,203	\$50	\$0	\$0	\$0	\$0	\$0	\$2,253
Moving Services		\$0	\$0	\$0	\$0	\$0	\$4,063	\$0	\$0	\$0	\$0	\$0	\$0	\$4,063
Consultants		\$0	\$0	\$0	\$17,265	\$41,435	\$0	\$0	\$0	\$0	\$0	\$0	\$0	\$58,700
Other Contract Services		\$0	\$0	\$6,154	\$202	\$0	\$0	\$0	\$0	\$0	\$0	\$0	\$0	\$6,356
Building & Additions		\$0	\$0	\$26,302	\$3,091,306	\$5,706,802	-\$4,642,459	\$0	\$91,516	\$0	\$0	\$0	\$0	\$4,273,467
Architect		\$0	\$0	\$536,555	-\$503,297	\$163,906	\$163,877	\$39,984	\$2,549	\$0	\$0	\$0	\$0	\$723,174
Engineering		\$0	\$0	\$3,125	\$150	\$5,344	\$500	\$0	\$0	\$0	\$0	\$0	\$0	\$9,119
Inspection & Testing		\$0	\$0	\$0	\$179,798	\$296,015	\$88,273	\$0	\$0	\$0	\$0	\$0	\$0	\$544,086
Project Management		\$0	\$0	\$0	\$43,989	\$262,598	\$52,690	\$1,722	\$1,278	\$0	\$0	\$0	\$0	\$382,276
Cap-Equipment		\$0	\$0	\$0	\$0	\$0	\$0	\$0	\$0	\$0	\$0	\$0	\$0	\$0
Non-Cap Equipment		\$0	\$0	\$0	\$0	\$58,726	\$45,388	-\$7,074	\$0	\$0	\$0	\$0	\$0	\$97,040
<b>Total</b>		<b>\$0</b>	<b>\$872,991</b>	<b>\$2,831,909</b>	<b>\$6,534,806</b>	<b>-\$4,261,655</b>	<b>\$34,757</b>	<b>\$95,342</b>	<b>\$0</b>	<b>\$0</b>	<b>\$0</b>	<b>\$0</b>	<b>\$0</b>	<b>\$6,108,150</b>
Project Budget	\$16,733,220	Received												
Less Other Funding*	\$10,625,070	\$10,625,070												
Net	\$6,108,150													
Actual Measure U Expenditures	\$6,108,150													
Running Balance	\$0													
* Other Funding Source: City of Santa Monica \$6,167,070 received State of California \$4,458,000 received														

SANTA MONICA COMMUNITY COLLEGE DISTRICT  
**MEASURE U EXPENDITURES**  
 FUND 42.2  
 As of June 30, 2014

Projects	Budget	02/03 Final	03/04 Final	04/05 Final	05/06 Final	06/07 Final	07/08 Final	08/09 Final	09/10 Final	10/11 Final	11/12 Final	12/13 Final	13/14 Final	Combined Totals
<b>U7100221</b>														
<b>Shuttle Replacement Parking (L)</b>														
Supplies		\$0	\$0	\$0	\$0	\$0	\$1,347	\$0	\$0	\$0	\$0	\$0	\$0	\$1,347
Legal		\$0	\$0	\$0	\$0	\$8,462	\$35,103	\$0	\$0	\$0	\$0	\$0	\$0	\$43,565
Site Acquisition		\$0	\$0	\$0	\$0	\$16,903,087	\$0	\$0	\$0	\$0	\$0	\$0	\$0	\$16,903,087
Site Improvement		\$0	\$0	\$0	\$0	\$3,027	\$0	\$0	\$0	\$0	\$0	\$0	\$0	\$3,027
Building & Additions		\$0	\$0	\$0	\$0	\$484,000	\$1,252,224	\$2,353	\$0	\$0	\$0	\$0	\$0	\$1,738,577
Architect		\$0	\$0	\$0	\$0	\$51,569	\$7,208	\$0	\$0	\$0	\$0	\$0	\$0	\$58,777
Inspection & Testing		\$0	\$0	\$0	\$0	\$139,822	\$41,250	\$0	\$0	\$0	\$0	\$0	\$0	\$181,072
Project Management		\$0	\$0	\$0	\$0	\$7,631	\$32,425	\$0	\$0	\$0	\$0	\$0	\$0	\$40,056
<b>Total</b>		<b>\$0</b>	<b>\$0</b>	<b>\$0</b>	<b>\$0</b>	<b>\$8,462</b>	<b>\$17,624,240</b>	<b>\$1,334,455</b>	<b>\$2,353</b>	<b>\$0</b>	<b>\$0</b>	<b>\$0</b>	<b>\$0</b>	<b>\$18,969,509</b>
Project Budget	\$18,969,509													
Less Other Funding	\$0													
Net	\$18,969,509													
Actual Measure U Expenditures	\$18,969,509													
Running Balance	\$0													

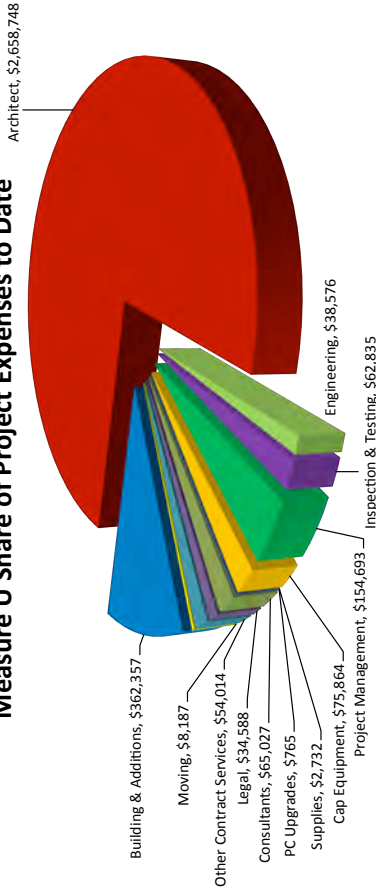
<b>U7100321</b>														
<b>North Quad Plaza (M)</b>														
Legal		\$0	\$0	\$0	\$0	\$0	\$3,825	\$5,604	\$0	\$0	\$0	\$0	\$0	\$9,429
Building & Additions		\$0	\$0	\$0	\$0	-\$443	\$6,130,081	\$3,634,487	\$0	\$0	\$0	\$0	\$0	\$9,764,125
Architect		\$0	\$231,055	\$8,444	\$140,048	\$435,618	\$171,225	\$68,633	\$2,901	\$10,483	\$0	\$0	\$0	\$1,088,407
Engineering		\$0	\$0	\$0	\$0	\$0	\$0	\$0	\$0	\$0	\$0	\$0	\$0	\$0
Inspection & Testing		\$0	\$0	\$0	\$0	\$0	\$186,220	\$107,477	\$328	\$0	\$0	\$0	\$0	\$294,025
Project Management		\$0	\$0	\$760	\$210	\$2,200	\$135,601	\$55,782	\$606	\$0	\$0	\$0	\$0	\$195,158
Printing		\$0	\$1,900	\$0	\$0	\$0	\$0	\$0	\$0	\$0	\$0	\$0	\$0	\$1,900
Cap Equipment		\$0	\$0	\$0	\$0	\$0	\$0	\$55,420	\$0	\$0	\$0	\$0	\$0	\$55,420
<b>Total</b>		<b>\$0</b>	<b>\$232,955</b>	<b>\$9,204</b>	<b>\$140,258</b>	<b>\$437,375</b>	<b>\$6,626,952</b>	<b>\$3,927,402</b>	<b>\$3,834</b>	<b>\$10,483</b>	<b>\$0</b>	<b>\$0</b>	<b>\$0</b>	<b>\$11,388,463</b>
Project Budget	\$11,388,463													
Less Other Funding	\$0													
Net	\$11,388,463													
Actual Measure U Expenditures	\$11,388,463													
Running Balance	\$0													

SANTA MONICA COMMUNITY COLLEGE DISTRICT  
**MEASURE U EXPENDITURES**  
 FUND 42.2  
 As of June 30, 2014

Projects	Budget	02/03 Final	03/04 Final	04/05 Final	05/06 Final	06/07 Final	07/08 Final	08/09 Final	09/10 Final	10/11 Final	11/12 Final	12/13 Final	13/14 Final	Combined Totals
U7100500, U7126450, U7100334, U7100142														
<b>Student Services Building (O)</b>														
Supplies		\$2,014	\$0	\$0	\$0	\$0	\$0	\$718	\$0	\$0	\$0	\$0	\$0	\$2,732
PC Upgrades		\$0	\$765	\$0	\$0	\$0	\$0	\$0	\$0	\$0	\$0	\$0	\$0	\$765
Consultants		\$0	\$0	\$0	\$0	\$9,334	\$55,693	\$0	\$0	\$0	\$0	\$0	\$0	\$65,027
Legal		\$0	\$0	\$0	\$0	\$38	\$2,775	\$31,776	\$0	\$0	\$0	\$0	\$0	\$34,589
Other Contract Services		\$210	\$0	\$0	\$0	\$0	\$17,561	\$17,495	\$18,817	-\$70	\$0	\$0	\$0	\$54,014
Moving		\$7,571	\$0	\$0	\$0	\$0	\$0	\$616	\$0	\$0	\$0	\$0	\$0	\$8,187
Building & Additions		\$359,141	\$2,441	\$0	\$0	\$0	\$0	\$0	\$0	\$0	\$0	\$0	\$776	\$362,357
Architect		\$31,782	\$0	\$235,230	\$0	\$43,992	\$0	\$690,099	\$208,521	\$38,643	\$48,442	\$388,611	\$973,427	\$2,658,748
Engineering		\$1,838	\$0	\$0	\$0	\$0	\$0	\$6,205	\$27,363	\$3,171	\$0	\$0	\$0	\$38,576
Inspection & Testing		\$0	\$0	\$0	\$0	\$0	\$0	\$34,687	\$0	\$0	\$0	\$0	\$2,478	\$62,835
Project Management		\$4,650	\$0	\$2,470	\$0	\$1,100	\$0	\$25,670	\$0	\$0	\$0	\$0	\$15,650	\$154,693
Cap Equipment		\$59,063	\$0	\$0	\$0	\$0	\$0	\$8,745	\$8,056	\$0	\$0	\$0	\$0	\$75,864
<b>Total</b>		<b>\$466,288</b>	<b>\$3,207</b>	<b>\$237,700</b>	<b>\$0</b>	<b>\$54,464</b>	<b>\$110,445</b>	<b>\$913,802</b>	<b>\$254,701</b>	<b>\$41,744</b>	<b>\$48,442</b>	<b>\$395,286</b>	<b>\$992,330</b>	<b>\$3,518,388</b>
Project Budget	\$109,862,122	Received												
Less Other Funding*	\$89,223,676	\$1,321,000												
Net	\$20,638,446													
Actual Measure U Expenditures	\$3,518,388													
Running Balance	\$17,120,058													

\* Other Funding Source:  
 State of California \$1,321,000 received  
 Measure S \$46,692,750, Measure AA \$25,177,143 allocated  
 Measure U, S & AA Interests \$16,032,783 allocated

**Measure U Share of Project Expenses to Date**



**Student Services Building**

**Project Description:**  
 Consolidates various student services departments and college administration in a single complex at the front of the campus

**Facility Size:**  
 83,634 sq/ft & 500 cars underground parking structure

**Status:**  
 Redesign

**Architect:**  
 Steinberg Architects, Morris Architects

**Contractor:**

SANTA MONICA COMMUNITY COLLEGE DISTRICT  
**MEASURE U EXPENDITURES**  
 FUND 42.2  
 As of June 30, 2014

Projects	Budget	02/03 Final	03/04 Final	04/05 Final	05/06 Final	06/07 Final	07/08 Final	08/09 Final	09/10 Final	10/11 Final	11/12 Final	12/13 Final	13/14 Final	Combined Totals
U7100090														
<b>Science Complex Additional (P)</b>														
Architect		\$0	\$0	\$0	\$0	\$246,425	\$61,911	\$0	\$0	\$0	\$0	\$0	\$0	\$308,336
<b>Total</b>		\$0	\$0	\$0	\$0	\$246,425	\$61,911	\$0	\$0	\$0	\$0	\$0	\$0	\$308,336
Project Budget	\$87,944,336													
Less Other Funding	\$87,636,000													
Net	\$308,336													
Actual Measure U Expenditures	\$308,336													
Running Balance	\$0													
* Other Funding Source: State of California \$43,818,000 pending Measure AA \$43,818,000 allocated														
U6780000, U7100022, U7100331, U7100550, U7100005, U7100030, U7100031, U7100029, U7100003, U7100008, U7100332, U7100072, U7100042, U7100056, U7100039														
<b>Infrastructure &amp; Safety (Q)</b>														
Supplies		\$0	\$0	\$254	\$0	\$0	\$0	\$1,700	\$1,393	\$0	\$0	\$0	\$0	\$3,347
Consultants		\$0	\$0	\$0	\$0	\$0	\$0	\$16,734	\$0	\$0	\$0	\$0	\$0	\$16,734
Maintenance Agreement		\$0	\$0	\$0	\$0	\$0	\$0	\$0	\$0	\$14,673	\$12,979	\$12,979	\$0	\$40,632
Legal		\$0	\$0	\$0	\$0	\$0	\$3,527	\$3,294	\$0	\$0	\$0	\$0	\$0	\$6,821
Other Contract Services		\$0	\$0	\$0	\$0	\$0	\$7,825	\$81,445	\$203,383	\$3,320	\$0	\$0	\$0	\$295,973
Building & Additions		\$681,900	\$195,175	\$20,600	\$0	\$200,620	\$733	\$0	\$0	\$0	\$0	\$0	\$0	\$1,099,028
Architect		\$69,081	\$42,108	\$0	\$155,321	\$448,507	\$91,127	\$4,227	\$0	\$0	\$0	-\$1,365	\$0	\$809,005
Engineering		\$8,050	\$0	\$0	\$6,750	\$12,000	\$18,429	\$2,360	\$0	\$0	\$0	\$0	\$0	\$47,589
Inspection & Testing		\$2,241	\$4,250	\$0	\$0	\$0	\$5,807	\$0	\$0	\$0	\$0	\$0	\$0	\$12,298
Project Management		\$0	\$2,805	\$0	\$0	\$3,520	\$1,840	\$38	\$196	\$0	\$0	\$0	\$0	\$5,399
Cap Equipment		\$0	\$0	\$343,861	\$0	\$0	\$0	\$895,171	\$349,531	\$40,002	\$0	\$0	\$0	\$1,628,565
Non-Cap Equipment		\$0	\$0	\$0	\$0	\$0	\$0	\$0	\$4,216	\$0	\$29,694	\$0	\$0	\$33,910
Advertising		\$0	\$785	\$0	\$0	\$0	\$0	\$0	\$0	\$0	\$0	\$0	\$0	\$785
<b>Total</b>		\$761,272	\$245,122	\$364,715	\$162,071	\$664,647	\$129,287	\$1,004,968	\$558,718	\$57,995	\$42,673	\$11,614	\$0	\$4,003,084
Project Budget	\$4,003,084													
Less Other Funding	\$0													
Net	\$4,003,084													
Actual Measure U Expenditures	\$4,003,084													
Running Balance	\$0													



SANTA MONICA COMMUNITY COLLEGE DISTRICT  
 MEASURE U EXPENDITURES  
 FUND 42.2  
 As of June 30, 2014

Projects	Budget	02/03 Final	03/04 Final	04/05 Final	05/06 Final	06/07 Final	07/08 Final	08/09 Final	09/10 Final	10/11 Final	11/12 Final	12/13 Final	13/14 Final	Combined Totals
<b>U7100007</b>														
<b>Restroom Improvement (R)</b>														
Supplies		\$0	\$564	\$0	\$1,075	\$0	\$0	\$0	\$0	\$0	\$0	\$0	\$0	\$1,639
Other Contract Services		\$0	\$0	\$0	\$3,803	\$0	\$0	\$0	\$0	\$0	\$0	\$0	\$0	\$3,803
Building & Additions		\$0	\$1,305	\$0	\$7,891	\$0	\$0	\$0	\$0	\$0	\$0	\$0	\$0	\$9,196
Inspection & Testing		\$0	\$2,043	\$0	\$820	\$0	\$0	\$0	\$0	\$0	\$0	\$0	\$0	\$2,863
<b>Total</b>		<b>\$0</b>	<b>\$3,912</b>	<b>\$0</b>	<b>\$13,589</b>	<b>\$0</b>	<b>\$0</b>	<b>\$0</b>	<b>\$0</b>	<b>\$0</b>	<b>\$0</b>	<b>\$0</b>	<b>\$0</b>	<b>\$17,501</b>
Project Budget	\$17,501													
Less Other Funding	\$0													
Net	\$17,501													
Actual Measure U Expenditures	\$17,501													
Running Balance	\$0													
<b>U7100004, U7110020</b>														
<b>Master Planning (S)</b>														
Consultants		\$9,000	\$26,516	\$158,449	\$374,329	\$125,404	\$17,998	\$363,342	\$0	\$0	\$0	\$0	\$0	\$1,075,038
Architect		\$0	\$17,617	\$126,433	\$104,083	\$126,701	\$346,827	\$276,985	\$0	\$0	\$0	\$0	\$0	\$998,647
Rental / Lease		\$0	\$0	\$6,453	\$0	\$0	\$0	\$0	\$0	\$0	\$0	\$0	\$0	\$6,453
Postage		\$0	\$0	\$30,000	\$0	\$0	\$0	\$0	\$0	\$0	\$0	\$0	\$0	\$30,000
Reimbursement to SMC		\$0	\$0	\$0	\$180	\$0	\$0	\$0	\$0	\$0	\$0	\$0	\$0	\$180
Project Management		\$0	\$0	\$0	\$0	\$0	\$0	\$113	\$0	\$0	\$0	\$0	\$0	\$113
<b>Total</b>		<b>\$9,000</b>	<b>\$44,133</b>	<b>\$321,335</b>	<b>\$478,593</b>	<b>\$252,105</b>	<b>\$364,825</b>	<b>\$640,439</b>	<b>\$0</b>	<b>\$0</b>	<b>\$0</b>	<b>\$0</b>	<b>\$0</b>	<b>\$2,110,430</b>
Project Budget	\$2,110,430													
Less Other Funding	\$0													
Net	\$2,110,430													
Actual Measure U Expenditures	\$2,110,430													
Running Balance	\$0													
<b>U7100024</b>														
<b>14th and Pico Project (T)</b>														
Consultants		\$0	\$888	\$0	\$0	\$0	\$0	\$0	\$0	\$0	\$0	\$0	\$0	\$888
Architect		\$258,601	\$47,343	\$0	\$0	\$0	\$0	\$0	\$0	\$0	\$0	\$0	\$0	\$305,944
Inspection & Testing		\$12,070	\$0	\$0	\$0	\$0	\$0	\$0	\$0	\$0	\$0	\$0	\$0	\$12,070
Project Management		\$0	\$340	\$0	\$0	\$0	\$0	\$0	\$0	\$0	\$0	\$0	\$0	\$340
<b>Total</b>		<b>\$270,671</b>	<b>\$48,571</b>	<b>\$0</b>	<b>\$0</b>	<b>\$0</b>	<b>\$0</b>	<b>\$0</b>	<b>\$0</b>	<b>\$0</b>	<b>\$0</b>	<b>\$0</b>	<b>\$0</b>	<b>\$319,242</b>
Project Budget	\$319,242													
Less Other Funding	\$0													
Net	\$319,242													
Actual Measure U Expenditures	\$319,242													
Running Balance	\$0													
<b>Grand Total</b>		<b>\$11,068,400</b>	<b>\$10,432,055</b>	<b>\$28,685,697</b>	<b>\$54,940,416</b>	<b>\$25,278,771</b>	<b>\$5,283,853</b>	<b>\$6,585,573</b>	<b>\$912,880</b>	<b>-\$723,860</b>	<b>\$91,341</b>	<b>-\$716,916</b>	<b>\$1,041,732</b>	<b>\$142,879,942</b>

Note: Project N had no expenses

SANTA MONICA COMMUNITY COLLEGE DISTRICT  
**Measure S Project Schedule**  
 As of June 30, 2014

	Project Name	Completion	2014	2015	2016	2017	2018
1	Athletic Fields Phase I, Corsair Field	Completed					
1A	Athletic Fields Phase I, John Adams	Completed					
2	Performing Arts Center	Completed					
3	Career Opportunity Center	Completed					
4	Replacement Health/PE/Fitness Building	August 2016					
5	Early Childhood Development/Childcare	July 2017					
6	Malibu Site Acquisition and Facility	July 2017					
7	Energy Efficiency Projects	Completed					
8	Satellite Campus Parking Facilities and Roadway Improvements	On-Going					
9	Parking Garage, Grounds and Equipment - Student Services	May 2018					
10	Pico Promenade Improvements	Completed					
11	Master Planning	Completed					
12	Other Bond Related Expenses	On-Going					
13	Adv. Architecture Related Exp for AA	Completed					
14	Real Property Acquisition	Completed					
15	Signage Safety/Information	On-Going					
			In Planning				
					In Construction		

SANTA MONICA COMMUNITY COLLEGE DISTRICT  
**MEASURE S EXPENDITURES**  
 FUND 42.3  
 As of June 30, 2014

Projects	Budget	04/05 Final	05/06 Final	06/07 Final	07/08 Final	08/09 Final	09/10 Final	10/11 Final	11/12 Final	12/13 Final	13/14 Final	Combined Totals
S7100019												
<b>Athletic Field Phase I, Corsair Field (1)</b>												
Legal		\$0	\$0	\$0	\$301	\$175	\$0	\$0	\$0	\$0	\$0	\$476
Building & Additions		\$0	\$0	\$0	\$300,380	\$2,579,095	\$0	\$0	\$0	\$0	\$0	\$2,879,475
Architect		\$27,332	\$43,815	\$197,557	\$252,736	\$279,173	\$26,563	\$0	\$0	\$0	\$0	\$827,176
Inspection & Testing		\$0	\$0	\$0	\$23,411	\$57,585	\$640	\$296	\$0	\$0	\$0	\$81,932
Project Management		\$0	\$0	\$0	\$9,871	\$42,374	\$565	\$0	\$0	\$0	\$0	\$52,810
Cap Equipment		\$0	\$0	\$0	\$0	\$483,017	\$35,271	\$0	\$0	\$0	\$0	\$518,288
Non-Cap Equipment		\$0	\$0	\$0	\$0	\$2,066	\$10,312	\$0	\$0	\$0	\$0	\$12,378
<b>Total</b>		<b>\$27,332</b>	<b>\$43,815</b>	<b>\$197,557</b>	<b>\$586,699</b>	<b>\$3,443,485</b>	<b>\$73,350</b>	<b>\$296</b>	<b>\$0</b>	<b>\$0</b>	<b>\$0</b>	<b>\$4,372,535</b>
Project Budget	\$4,440,065	Received										
Less Other Funding*	\$67,530											
Net	\$4,372,535											
Actual Measure S Expenditures	\$4,372,535											
Running Balance	\$0											

\* Other Funding Source:  
 Metropolitan Water District \$67,530 received

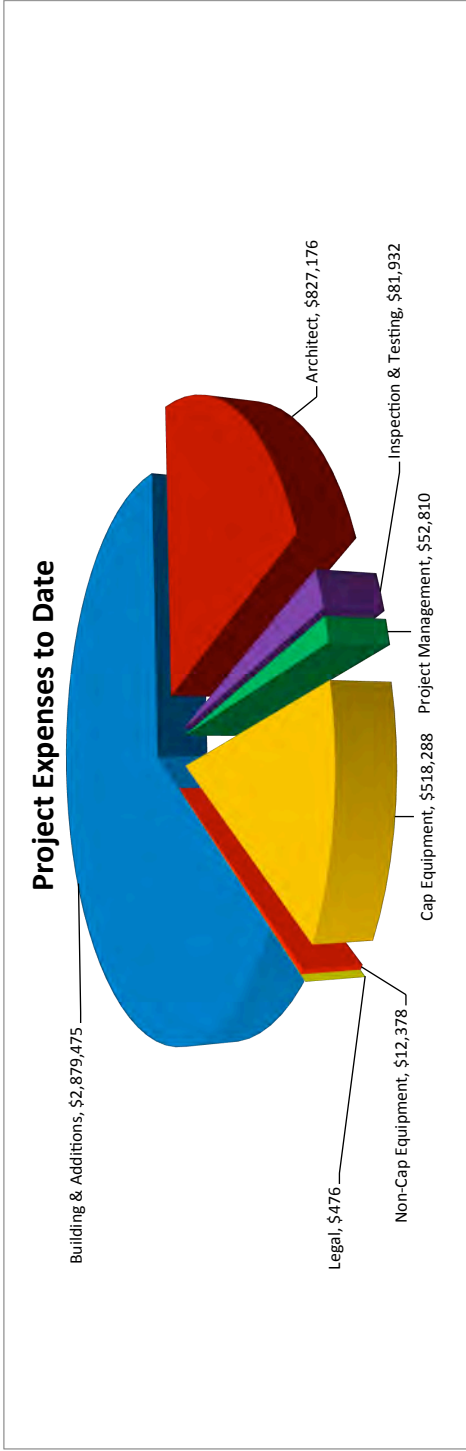
**Athletic Field Phase I, Corsair Field**

**Project Description:**  
 Renovation of the Corsair Field, stadium lighting and sound system

**Status:**  
 Completed, 2009

**Architect:**  
 CO Architects

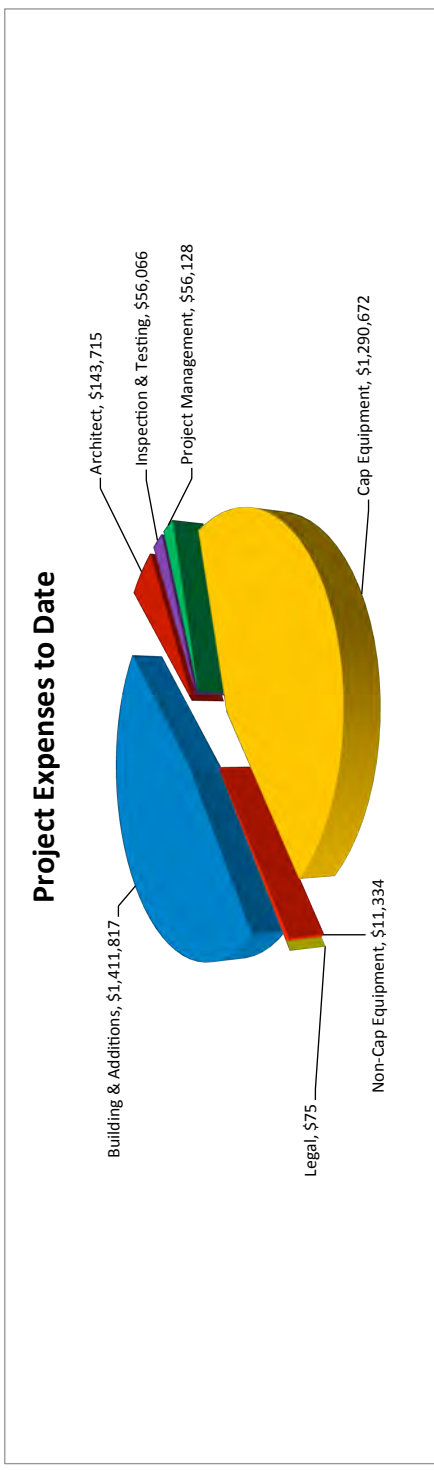
**Contractor:**  
 Byrom Davey, Inc.



SANTA MONICA COMMUNITY COLLEGE DISTRICT  
**MEASURE S EXPENDITURES**  
 FUND 42.3  
 As of June 30, 2014

Projects	Budget	04/05 Final	05/06 Final	06/07 Final	07/08 Final	08/09 Final	09/10 Final	10/11 Final	11/12 Final	12/13 Final	13/14 Final	Combined Totals
S7100038												
<b>Athletic Field Phase I, John Adams (1A)</b>												
Legal		\$0	\$0	\$0	\$75	\$0	\$0	\$0	\$0	\$0	\$0	\$75
Building & Additions		\$0	\$0	\$0	\$16,556	\$1,395,261	\$0	\$0	\$0	\$0	\$0	\$1,411,817
Architect		\$0	\$5,807	\$93,941	\$12,150	\$31,818	\$0	\$0	\$0	\$0	\$0	\$143,715
Inspection & Testing		\$0	\$2,874	\$3,207	\$0	\$49,984	\$0	\$0	\$0	\$0	\$0	\$56,066
Project Management		\$0	\$0	\$0	\$10,921	\$45,170	\$38	\$0	\$0	\$0	\$0	\$56,128
Cap Equipment		\$0	\$0	\$0	\$0	\$1,290,672	\$0	\$0	\$0	\$0	\$0	\$1,290,672
Non-Cap Equipment		\$0	\$0	\$0	\$0	\$11,334	\$0	\$0	\$0	\$0	\$0	\$11,334
<b>Total</b>		<b>\$0</b>	<b>\$8,681</b>	<b>\$97,148</b>	<b>\$39,701</b>	<b>\$2,824,239</b>	<b>\$38</b>	<b>\$0</b>	<b>\$0</b>	<b>\$0</b>	<b>\$0</b>	<b>\$2,969,807</b>
Project Budget		\$2,969,807										
Less Other Funding		\$0										
Net		\$2,969,807										
Actual Measure S Expenditures		\$2,969,807										
Running Balance		\$0										

**Athletic Field Phase I, John Adams**  
**Project Description:**  
 Renovation of John Adams Field and lighting  
**Status:**  
 Completed, 2008  
**Architect:**  
 Caldwell Architects  
**Contractor:**  
 Byrom Davey, Inc.



SANTA MONICA COMMUNITY COLLEGE DISTRICT  
**MEASURE S EXPENDITURES**  
 FUND 42.3  
 As of June 30, 2014

Projects	Budget	04/05 Final	05/06 Final	06/07 Final	07/08 Final	08/09 Final	09/10 Final	10/11 Final	11/12 Final	12/13 Final	13/14 Final	Combined Totals
S7100012												
<b>Performing Arts Center (2)</b>												
Consultants		\$0	\$0	\$0	\$121,790	\$76,639	\$0	\$0	\$0	\$0	\$0	\$198,429
Other Contract Services		\$0	\$0	\$4,269	\$0	\$22,729	\$68	\$0	\$0	\$0	\$0	\$27,068
Supplies		\$0	\$0	\$0	\$14,565	\$5,810	\$0	\$0	\$0	\$0	\$0	\$20,375
Legal		\$0	\$0	\$34,329	\$275,667	\$492,731	\$15,629	\$0	\$0	\$0	\$0	\$818,356
Advertising		\$0	\$0	\$0	\$320	\$0	\$0	\$0	\$0	\$0	\$0	\$320
Building & Additions		\$7,784,151	\$10,292,986	\$8,930,813	\$2,991,903	\$1,629,990	\$50,000	\$0	\$0	\$0	\$0	\$31,679,843
Architect		\$0	\$811,312	\$182,457	\$412,309	\$121,588	\$108	\$1,962	\$0	\$0	\$87,054	\$1,616,790
Engineering		\$0	\$3,600	\$5,250	\$1,500	\$9,650	\$0	\$0	\$0	\$0	\$0	\$20,000
Inspection & Testing		\$104,308	\$722,685	\$411,193	\$210,381	\$22,256	\$0	\$0	\$0	\$0	\$0	\$1,470,823
Project Management		\$31,984	\$155,732	\$248,876	\$263,690	\$47,915	\$3,244	\$0	\$0	\$0	\$0	\$751,441
Cap Equipment		\$0	\$0	\$130,218	\$292,565	\$342,693	\$0	\$0	\$0	\$0	\$0	\$765,476
Non-Cap Equipment		\$0	\$0	\$15,124	\$93,106	\$220,455	\$0	\$0	\$0	\$0	\$0	\$328,685
<b>Total</b>		<b>\$7,920,443</b>	<b>\$11,986,315</b>	<b>\$9,962,528</b>	<b>\$4,677,797</b>	<b>\$2,992,455</b>	<b>\$69,003</b>	<b>\$2,030</b>	<b>\$0</b>	<b>\$0</b>	<b>\$87,054</b>	<b>\$37,697,625</b>
Project Budget	\$40,690,201	Received										
Less Other Funding*	\$2,992,576											
Net	\$37,697,625											
Actual Measure S Expenditures	\$37,697,625											
Running Balance	\$0											

\* Other Funding Source:  
 Madison Project Foundation \$2,992,576 received

**Performing Arts Center**

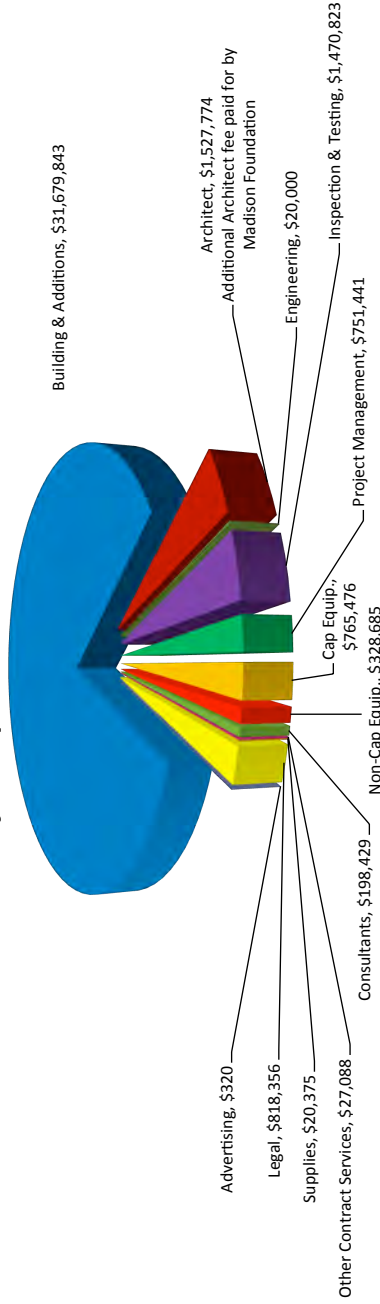
**Project Description:**  
 Construction of a state-of-the-art 499 seat performing arts theater

**Status:**  
 Completed, 2008

**Architect:**  
 Renzo Zecchetto

**Contractor:**  
 FTR International

**Project Expenses to Date**



SANTA MONICA COMMUNITY COLLEGE DISTRICT  
**MEASURE S EXPENDITURES**  
 FUND 42.3  
 As of June 30, 2014

Projects	Budget	04/05 Final	05/06 Final	06/07 Final	07/08 Final	08/09 Final	09/10 Final	10/11 Final	11/12 Final	12/13 Final	13/14 Final	Combined Totals
<b>S7100033, S7100144</b>												
<b>Replacement Health/PE/Fitness Building (4)</b>												
Supplies		\$0	\$0	\$0	\$0	\$0	\$163	\$0	\$0	\$0	\$0	\$163
Legal		\$0	\$0	\$0	\$0	\$1,413	\$75	\$0	\$0	\$0	\$0	\$1,488
Other Contract Services		\$1,634	\$25,934	\$0	\$0	\$253	\$165	\$0	\$0	\$0	\$0	\$27,985
Repair Facility		\$0	\$4,861	\$0	\$0	\$0	\$0	\$0	\$0	\$0	\$0	\$4,861
Supplies		\$4,809	\$288	\$0	\$0	\$0	\$0	\$0	\$0	\$0	\$0	\$5,097
Building & Additions		\$0	\$0	\$0	\$0	\$112,410	\$526,552	\$0	\$0	\$0	\$0	\$638,962
Architect		\$0	\$0	\$0	\$0	\$0	\$41,044	\$0	\$0	\$0	\$0	\$41,044
Inspection & Testing		\$0	\$0	\$0	\$0	\$6,518	\$14,363	\$0	\$0	\$0	\$0	\$20,881
Project Management		\$0	\$0	\$0	\$0	\$9,070	\$23,425	\$0	\$0	\$0	\$0	\$32,495
Cap Equipment		\$0	\$0	\$0	\$0	\$0	\$0	\$17,613	\$0	\$0	\$0	\$17,613
<b>Total</b>		<b>\$6,443</b>	<b>\$31,083</b>	<b>\$0</b>	<b>\$0</b>	<b>\$129,663</b>	<b>\$605,787</b>	<b>\$17,613</b>	<b>\$0</b>	<b>\$0</b>	<b>\$0</b>	<b>\$790,589</b>
Project Budget	\$49,586,632											
Less Other Funding*	\$37,983,249											
Net	\$11,603,383											
Actual Measure S Expenditures	\$790,589											
Running Balance	\$10,812,794											

\* Other Funding Source:  
 Measure AA \$37,983,249 allocated

<b>S7100045</b>												
<b>Early Childhood Development/Childcare (5)</b>												
Consultants		\$0	\$0	\$0	\$9,200	\$0	\$0	\$0	\$4,800	\$0	\$12,930	\$26,930
Architect		\$0	\$0	\$0	\$0	\$0	\$0	\$966	\$51,792	\$142,428	\$0	\$195,186
Inspection & Testing		\$0	\$0	\$0	\$0	\$0	\$0	\$0	\$37,796	\$0	\$7,475	\$45,271
Project Management		\$0	\$0	\$0	\$0	\$0	\$0	\$1,246	\$21,980	\$58,247	\$33,435	\$114,908
<b>Total</b>		<b>\$0</b>	<b>\$0</b>	<b>\$0</b>	<b>\$9,200</b>	<b>\$0</b>	<b>\$0</b>	<b>\$1,246</b>	<b>\$22,946</b>	<b>\$152,635</b>	<b>\$196,268</b>	<b>\$382,295</b>
Project Budget	\$13,176,578	Received										
Less Other Funding*	\$6,176,578											
Net	\$7,000,000											
Actual Measure S Expenditures	\$382,295											
Running Balance	\$6,617,705											

\* Other Funding Source:  
 City of Santa Monica \$4,318,000 committed  
 Measure S interest \$1,858,578

<b>S7100077, S7100015</b>												
<b>Malibu Site Acquisition and Facilities (6)</b>												
Consultants		\$0	\$0	\$0	\$0	\$30,000	\$0	\$0	\$72,157	\$68,109	\$30,342	\$200,608
Legal		\$0	\$27,722	\$16,787	\$6,159	\$504	\$0	\$0	\$2,092	\$0	\$1,360	\$52,532
Other Contract Services		\$0	\$0	\$0	\$0	\$0	\$0	\$0	\$0	\$0	\$0	\$2,092
Building & Additions		\$0	\$0	\$0	\$0	\$0	\$0	\$0	\$0	\$0	\$0	\$536
Architect		\$0	\$0	\$0	\$0	\$0	\$0	\$0	\$966	\$257,584	\$732,891	\$991,442
Engineering		\$0	\$0	\$0	\$0	\$0	\$0	\$0	\$0	\$785	\$562	\$1,346
Inspection & Testing		\$4,388	\$3,750	\$141,462	\$0	\$0	\$0	\$0	\$98,022	\$15,575	\$22,939	\$286,136
Project Management		\$0	\$0	\$220	\$0	\$0	\$0	\$2,886	\$55,064	\$53,185	\$47,778	\$159,132
Storm/Waste Water Treatment Center		\$0	\$2,500,000	\$0	\$0	\$2,500,000	\$0	\$0	\$0	\$0	\$0	\$5,000,000
<b>Total</b>		<b>\$4,388</b>	<b>\$2,531,472</b>	<b>\$158,468</b>	<b>\$6,159</b>	<b>\$2,530,504</b>	<b>\$0</b>	<b>\$2,886</b>	<b>\$228,301</b>	<b>\$395,237</b>	<b>\$836,407</b>	<b>\$6,693,824</b>
Project Budget	\$26,775,991											
Less Other Funding*	\$1,775,991											
Net	\$25,000,000											
Actual Measure S Expenditures	\$6,693,824											
Running Balance	\$18,306,176											

\* Other Funding Source:  
 Measure AA \$1,775,991 allocated

SANTA MONICA COMMUNITY COLLEGE DISTRICT  
**MEASURE S EXPENDITURES**  
 FUND 42.3  
 As of June 30, 2014

Projects	Budget	04/05 Final	05/06 Final	06/07 Final	07/08 Final	08/09 Final	09/10 Final	10/11 Final	11/12 Final	12/13 Final	13/14 Final	Combined Totals
<b>S7100043, S7100066</b>												
<b>Energy Efficiency Projects (7)</b>												
Legal		\$0	\$0	\$0	\$0	\$988	\$0	\$0	\$0	\$0	\$0	\$988
Building & Additions		\$0	\$0	\$0	\$106,921	\$106,342	\$355,294	-\$180,342	\$0	\$0	\$0	\$281,873
Engineering		\$0	\$0	\$0	\$10,500	\$0	\$0	\$0	\$0	\$0	\$0	\$10,500
Inspection & Testing		\$0	\$0	\$0	\$0	\$0	\$0	\$0	\$0	\$0	\$0	\$0
Project Management		\$0	\$0	\$0	\$0	\$0	\$0	\$0	\$0	\$0	\$0	\$0
<b>Total</b>		<b>\$0</b>	<b>\$0</b>	<b>\$0</b>	<b>\$10,500</b>	<b>\$107,910</b>	<b>\$355,294</b>	<b>-\$180,342</b>	<b>\$0</b>	<b>\$0</b>	<b>\$0</b>	<b>\$293,361</b>
Project Budget	\$510,683	Received										
Less Other Funding*	\$217,322	\$217,322										
Net	\$293,361											
Actual Measure S Expenditures	\$293,361											
Running Balance	\$0											

\* Other Funding Source:  
 SCE & The Gas Co. \$217,322 received

Projects	Budget	04/05 Final	05/06 Final	06/07 Final	07/08 Final	08/09 Final	09/10 Final	10/11 Final	11/12 Final	12/13 Final	13/14 Final	Combined Totals
<b>S7100091, S7100092, S7100147</b>												
<b>Satellite Campus Parking Facilities and Roadway Improvements (8)</b>												
Legal		\$0	\$0	\$0	\$300	\$175	\$0	\$0	\$0	\$0	\$0	\$475
Other Contract Services		\$0	\$0	\$0	\$300	\$0	\$0	\$0	\$0	\$0	\$0	\$300
Advertising		\$0	\$0	\$0	\$0	\$0	\$0	\$0	\$0	\$0	\$0	\$0
Consultants		\$0	\$0	\$0	\$0	\$0	\$0	\$0	\$0	\$0	\$0	\$0
Supplies		\$0	\$0	\$0	\$0	\$0	\$0	\$0	\$0	\$0	\$0	\$0
Building & Additions		\$0	\$0	\$0	\$278,178	\$1,860,152	\$449,543	\$37,777	\$0	\$0	\$0	\$2,625,651
Architect		\$0	\$324,919	\$324,864	\$136,911	\$34,490	\$1,397	\$2,289	\$0	\$0	\$0	\$824,871
Engineering		\$0	\$0	\$0	\$0	\$0	\$0	\$0	\$0	\$0	\$30,896	\$30,896
Inspection & Testing		\$0	\$0	\$0	\$31,100	\$185,947	\$28,218	\$360	\$0	\$0	\$0	\$245,626
Project Management		\$0	\$0	\$0	\$18,288	\$64,880	\$31,137	\$8,659	\$0	\$2,569	\$10,730	\$136,263
Non-Cap Equipment		\$0	\$0	\$0	\$0	\$0	\$3,387	\$0	\$0	\$0	\$0	\$3,387
<b>Total</b>		<b>\$0</b>	<b>\$324,919</b>	<b>\$653,031</b>	<b>\$2,248,065</b>	<b>\$546,775</b>	<b>\$48,194</b>	<b>\$2,289</b>	<b>\$2,569</b>	<b>\$41,626</b>	<b>\$3,867,467</b>	
Project Budget	\$4,875,000											
Less Other Funding	\$0											
Net	\$4,875,000											
Actual Measure S Expenditures	\$3,867,467											
Running Balance	\$1,007,533											

SANTA MONICA COMMUNITY COLLEGE DISTRICT  
**MEASURE S EXPENDITURES**  
 FUND 42.3  
 As of June 30, 2014

Projects	Budget	04/05 Final	05/06 Final	06/07 Final	07/08 Final	08/09 Final	09/10 Final	10/11 Final	11/12 Final	12/13 Final	13/14 Final	Combined Totals
S7100142												
<b>Parking Garage and Grounds - Student Services (9)</b>												
Supplies		\$0	\$0	\$0	\$1,745	\$0	\$0	\$0	\$648	\$0	\$0	\$2,393
Consultants		\$0	\$0	\$0	\$20,700	\$0	\$0	\$0	\$0	\$0	\$0	\$20,700
Legal		\$0	\$0	\$0	\$2,154	\$17,486	\$4,800	\$4,800	\$2,257	\$17,221	\$0	\$43,918
Other Contract Services		\$0	\$0	\$0	\$1,508	\$10,952	\$1,986	\$1,986	\$46	\$0	\$12,083	\$26,575
Site Improvement		\$0	\$0	\$0	\$0	\$0	\$0	\$0	\$0	\$1,086	\$0	\$1,086
Building & Additions		\$0	\$0	\$0	\$2,555,940	\$5,925,152	\$78,717	\$77,320	\$5,509	\$715	\$0	\$8,643,353
Architect		\$0	\$0	\$2,266,766	\$2,674,054	\$0	\$37,111	\$75,163	\$0	\$0	\$0	\$5,053,094
Engineering		\$0	\$0	\$0	\$4,813	\$38,330	\$42,968	\$50,952	\$9,735	\$0	\$0	\$146,797
Inspection & Testing		\$0	\$0	\$0	\$131,009	\$161,847	\$54,089	\$32,306	\$30,909	\$4,123	\$0	\$414,262
Project Management		\$0	\$0	\$0	\$158,766	\$373,559	\$184,088	\$92,118	\$224,994	\$59,525	\$0	\$1,093,050
Cap Equipment		\$0	\$0	\$0	\$0	\$14,393	\$0	\$0	\$0	\$0	\$0	\$14,393
Non-Cap Equipment		\$0	\$0	\$0	\$0	\$0	\$0	\$11,381	\$0	\$0	\$0	\$11,381
<b>Total</b>	<b>\$0</b>	<b>\$0</b>	<b>\$2,266,766</b>	<b>\$5,550,689</b>	<b>\$6,541,719</b>	<b>\$403,737</b>	<b>\$342,192</b>	<b>\$289,454</b>	<b>\$76,445</b>	<b>\$15,471,002</b>		
Project Budget	\$109,862,122											
Less Other Funding*	\$63,169,372											
Net	\$46,692,750											
Actual Measure S Expenditures	\$15,471,002											
Running Balance	\$31,221,748											

\* Other Funding Source:  
 State of California \$1,321,000 received  
 Measure U \$20,638,446, Measure AA \$25,177,143 allocated  
 Measure U, S & AA interests \$16,032,783 allocated

**Parking Garage and Grounds - Student Services**

**Project Description:**  
 Consolidates various student services departments and college administration in a single complex at the front of the campus

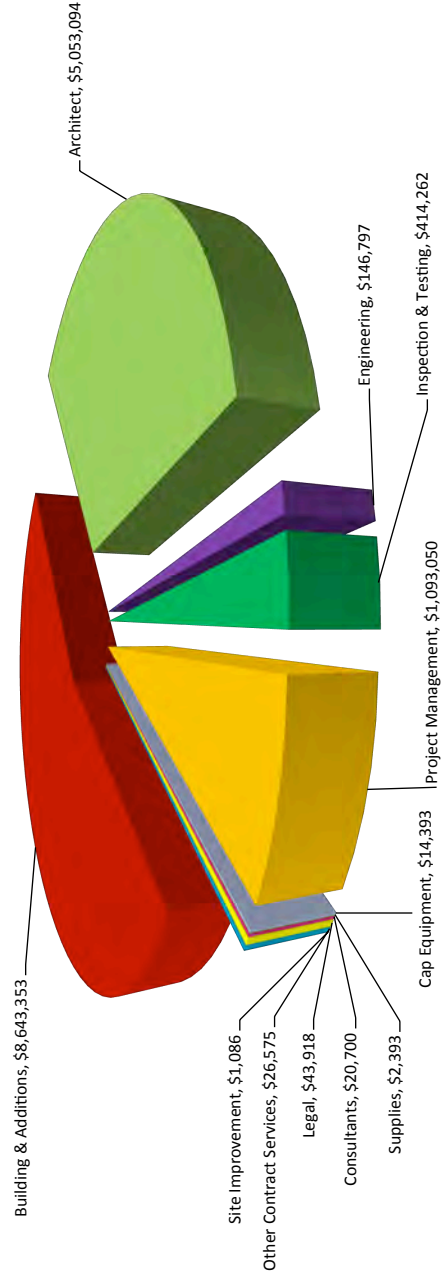
**Facility Size:**  
 83,634 sq/ft & 500 cars underground parking structure

**Status:**  
 Phase 1 completed  
 Phase 2 Redesign

**Architect:**  
 Steinberg Architects, Morris Architects

**Contractor:**  
 Minaco

**Measure S Share of Project Expenses to Date**





SANTA MONICA COMMUNITY COLLEGE DISTRICT  
**MEASURE S EXPENDITURES**  
 FUND 42.3  
 As of June 30, 2014

Projects	Budget	04/05 Final	05/06 Final	06/07 Final	07/08 Final	08/09 Final	09/10 Final	10/11 Final	11/12 Final	12/13 Final	13/14 Final	Combined Totals
<b>S7100044</b>												
<b>Pico Promenade Improvements (10)</b>												
Building & Additions		\$0	\$0	\$0	\$690	\$883,401	\$0	\$0	\$0	\$0	\$0	\$884,091
Architect		\$0	\$0	\$0	\$69,190	\$28,540	\$864	\$0	\$0	\$0	\$0	\$98,595
Inspection & Testing		\$0	\$0	\$0	\$0	\$7,591	\$0	\$0	\$0	\$0	\$0	\$7,591
Project Management		\$0	\$0	\$0	\$2,185	\$25,548	\$0	\$0	\$0	\$0	\$0	\$27,733
<b>Total</b>		<b>\$0</b>	<b>\$0</b>	<b>\$0</b>	<b>\$72,066</b>	<b>\$945,080</b>	<b>\$864</b>	<b>\$0</b>	<b>\$0</b>	<b>\$0</b>	<b>\$0</b>	<b>\$1,018,009</b>
Project Budget	\$1,018,009											
Less Other Funding	\$0											
Net	\$1,018,009											
Actual Measure S Expenditures	\$1,018,009											
Running Balance	\$0											

<b>S7100004</b>												
<b>Master Planning (11)</b>												
Consultants		\$0	\$0	\$0	\$0	\$0	\$441,549	\$13,320	\$0	\$0	\$0	\$454,869
Printing		\$0	\$0	\$0	\$0	\$0	\$4,157	\$0	\$0	\$0	\$0	\$4,157
Advertising		\$0	\$0	\$0	\$0	\$0	\$3,000	\$0	\$0	\$0	\$0	\$3,000
Other Contract Services		\$0	\$0	\$0	\$0	\$0	\$442	\$200	\$0	\$0	\$0	\$642
Architect		\$0	\$0	\$0	\$0	\$0	\$192,358	\$24,736	\$0	\$0	\$0	\$217,094
Project Management		\$0	\$0	\$0	\$0	\$0	\$16,638	\$9,341	\$0	\$0	\$0	\$33,824
Filing Fees		\$0	\$0	\$0	\$0	\$0	\$0	\$2,842	\$0	\$0	\$0	\$2,842
<b>Total</b>		<b>\$0</b>	<b>\$0</b>	<b>\$0</b>	<b>\$0</b>	<b>\$0</b>	<b>\$658,143</b>	<b>\$50,439</b>	<b>\$0</b>	<b>\$0</b>	<b>\$7,845</b>	<b>\$716,428</b>
Project Budget	\$716,428											
Less Other Funding	\$0											
Net	\$716,428											
Actual Measure S Expenditures	\$716,428											
Running Balance	\$0											

<b>S7100048</b>												
<b>Other Bond Related Expenses (12)</b>												
Consultants		\$0	\$0	\$0	\$0	\$0	\$0	\$0	\$0	\$2,971	\$2,524	\$5,495
Lease/Rental		\$0	\$0	\$0	\$0	\$0	\$0	\$0	\$11,142	\$15,099	\$15,285	\$41,526
Supplies		\$0	\$0	\$0	\$0	\$0	\$3,638	\$0	\$0	\$0	\$0	\$3,638
Legal		\$0	\$0	\$0	\$0	\$0	\$8,917	\$15,649	\$13,401	\$450	\$503	\$38,920
Software License		\$0	\$0	\$0	\$0	\$0	\$0	\$1,997	\$0	\$3,565	\$0	\$5,562
Advertising		\$0	\$0	\$0	\$0	\$0	\$2,278	\$0	\$0	\$0	\$0	\$2,278
Other Contract Services		\$0	\$0	\$0	\$0	\$1,800	\$17,206	\$23,558	\$19,208	\$15,816	\$13,627	\$91,215
Moving Services		\$0	\$0	\$0	\$0	\$0	\$400	\$0	\$0	\$0	\$0	\$400
Project Management		\$0	\$0	\$0	\$0	\$0	\$17,747	\$13,179	\$11,963	\$0	\$0	\$42,888
Cap Equipment		\$0	\$0	\$0	\$0	\$0	\$10,086	\$0	\$0	\$0	\$0	\$10,086
Non-Cap Equipment		\$0	\$0	\$0	\$0	\$0	\$0	\$2,860	\$0	\$0	\$0	\$2,860
<b>Total</b>		<b>\$0</b>	<b>\$0</b>	<b>\$0</b>	<b>\$0</b>	<b>\$1,800</b>	<b>\$50,185</b>	<b>\$67,328</b>	<b>\$55,713</b>	<b>\$37,901</b>	<b>\$31,939</b>	<b>\$244,867</b>
Project Budget	\$609,282											
Less Other Funding	\$0											
Net	\$609,282											
Actual Measure S Expenditures	\$244,867											
Running Balance	\$364,415											

SANTA MONICA COMMUNITY COLLEGE DISTRICT  
**MEASURE S EXPENDITURES**  
 FUND 42.3  
 As of June 30, 2014

Projects	Budget	04/05 Final	05/06 Final	06/07 Final	07/08 Final	08/09 Final	09/10 Final	10/11 Final	11/12 Final	12/13 Final	13/14 Final	Combined Totals
<b>S7100049</b>												
<b>Adv Architecture Related Exp for AA (13)</b>												
Legal		\$0	\$0	\$0	\$0	\$0	\$0	\$0	\$0	\$0	\$0	\$0
Other Contract Services		\$0	\$0	\$0	\$0	\$0	\$0	\$0	\$0	\$0	\$0	\$0
Architect		\$0	\$0	\$0	\$0	\$0	\$0	\$0	\$0	\$0	\$0	\$0
Engineering		\$0	\$0	\$0	\$0	\$0	\$0	\$0	\$0	\$0	\$0	\$0
Inspection & Testing		\$0	\$0	\$0	\$0	\$45,734	-\$45,734	\$0	\$0	\$0	\$0	\$0
Project Management		\$0	\$0	\$0	\$0	\$0	\$0	\$0	\$0	\$0	\$0	\$0
<b>Total</b>		<b>\$0</b>	<b>\$0</b>	<b>\$0</b>	<b>\$0</b>	<b>\$45,734</b>	<b>-\$45,734</b>	<b>\$0</b>	<b>\$0</b>	<b>\$0</b>	<b>\$0</b>	<b>\$0</b>
Project Budget	\$0											
Less Other Funding	\$0											
Net	\$0											
Actual Measure S Expenditures	\$0											
Running Balance	\$0											

<b>S7100057</b>												
<b>Real Property Acquisition (14)</b>												
Other Contract Services		\$0	\$0	\$0	\$0	\$0	\$18,721	\$0	\$0	\$0	\$0	\$18,721
Architect		\$0	\$0	\$0	\$0	\$0	\$0	\$0	\$0	\$0	\$0	\$0
Engineering		\$0	\$0	\$0	\$0	\$0	\$0	\$0	\$0	\$0	\$0	\$0
Inspection & Testing		\$0	\$0	\$0	\$0	\$0	\$6,336	\$0	\$0	\$0	\$0	\$6,336
Project Management		\$0	\$0	\$0	\$0	\$0	\$20,540	\$0	\$0	\$0	\$0	\$20,540
<b>Total</b>		<b>\$0</b>	<b>\$0</b>	<b>\$0</b>	<b>\$0</b>	<b>\$0</b>	<b>\$45,597</b>	<b>\$0</b>	<b>\$0</b>	<b>\$0</b>	<b>\$0</b>	<b>\$45,597</b>
Project Budget	\$45,597											
Less Other Funding	\$0											
Net	\$45,597											
Actual Measure S Expenditures	\$45,597											
Running Balance	\$0											

<b>S7100072</b>												
<b>Campus Signage (15)</b>												
Supplies		\$0	\$0	\$0	\$0	\$0	\$0	\$303	\$0	\$0	\$0	\$303
Consultants		\$0	\$0	\$0	\$0	\$0	\$32,225	\$23,725	\$0	\$0	\$0	\$55,950
Other Contract Services		\$0	\$0	\$0	\$0	\$0	\$0	\$187	\$0	\$836	\$0	\$1,022
Architect		\$0	\$0	\$0	\$0	\$0	\$0	\$0	\$0	\$0	\$0	\$0
Building & Additions		\$0	\$0	\$0	\$0	\$0	\$0	\$638	\$0	\$0	\$1,440	\$2,077
Inspection & Testing		\$0	\$0	\$0	\$0	\$0	\$0	\$0	\$0	\$0	\$0	\$0
Project Management		\$0	\$0	\$0	\$0	\$0	\$22,953	\$0	\$0	\$0	\$8,260	\$31,213
Cap Equipment		\$0	\$0	\$0	\$0	\$0	\$156,258	\$0	\$0	\$0	\$0	\$156,258
<b>Total</b>		<b>\$0</b>	<b>\$0</b>	<b>\$0</b>	<b>\$0</b>	<b>\$0</b>	<b>\$32,225</b>	<b>\$204,064</b>	<b>\$0</b>	<b>\$836</b>	<b>\$9,700</b>	<b>\$246,824</b>
Project Budget	\$606,223											
Less Other Funding	\$0											
Net	\$606,223											
Actual Measure S Expenditures	\$246,824											
Running Balance	\$359,399											

<b>Grand Total</b>		<b>\$7,958,606</b>	<b>\$14,601,366</b>	<b>\$10,740,621</b>	<b>\$8,321,918</b>	<b>\$20,819,624</b>	<b>\$8,933,245</b>	<b>\$617,492</b>	<b>\$651,441</b>	<b>\$878,632</b>	<b>\$1,287,285</b>	<b>\$74,810,231</b>
--------------------	--	--------------------	---------------------	---------------------	--------------------	---------------------	--------------------	------------------	------------------	------------------	--------------------	---------------------



SANTAMONICA COMMUNITY COLLEGE DISTRICT  
 MEASURE AA EXPENDITURES  
 FUND 42.4  
 As of June 30, 2014

Projects	Budget	09/10 Final	10/11 Final	11/12 Final	12/13 Final	13/14 Final	Combined Totals
AA 7100062							
<b>Environmental Performance - Central Plant Connections (101)</b>							
Legal		\$0	\$0	\$0	\$125	\$0	\$125
Other Contract Services		\$0	\$0	\$49,837	\$16,239	\$0	\$66,076
Consultants		\$0	\$0	\$0	\$0	\$28	\$28
Building & Additions		\$0	\$0	\$0	\$361	\$729	\$1,090
Architect		\$0	\$385	\$148,311	\$176,897	\$36,256	\$361,849
Engineering		\$48,500	\$0	\$4,000	\$0	\$152,010	\$204,510
Inspection & Testing		\$0	\$0	\$7,688	\$0	\$0	\$7,688
Project Management		\$0	\$17,263	\$55,116	\$48,685	\$61,908	\$182,972
Cap Equipment		\$0	\$0	\$0	\$0	\$0	\$0
Non-Cap Equipment		\$0	\$0	\$0	\$0	\$0	\$0
<b>Total</b>		<b>\$48,500</b>	<b>\$17,648</b>	<b>\$264,951</b>	<b>\$242,307</b>	<b>\$250,931</b>	<b>\$824,337</b>
Project Budget	\$9,486,271						
Less Other Funding	\$0						
Net	\$9,486,271						
Actual Measure AA Expenditures	\$824,337						
Running Balance	\$8,661,934						

Projects	Budget	09/10 Final	10/11 Final	11/12 Final	12/13 Final	13/14 Final	Combined Totals
AA.7100063							
<b>Infrastructure &amp; Technology - IT Relocation (102)</b>							
Supplies		\$0	\$0	\$965	\$8,442	\$3,137	\$12,544
Consultants		\$0	\$0	\$0	\$0	\$408	\$408
Maintenance Contract		\$0	\$0	\$0	\$0	\$107,390	\$107,390
Legal		\$0	\$0	\$0	\$1,363	\$50	\$1,413
Printing		\$0	\$0	\$0	\$0	\$1,624	\$1,624
Postage		\$0	\$0	\$0	\$0	\$1,567	\$1,567
Other Contract Services		\$0	\$0	\$2,163	\$15,259	\$23,356	\$40,778
Moving		\$0	\$0	\$0	\$577	\$266	\$843
Site Improvement		\$0	\$0	\$0	\$24	\$0	\$24
Building & Additions		\$0	\$0	\$0	\$1,767,083	\$9,667,362	\$11,434,445
Architect		\$105,049	\$482,261	\$505,580	\$183,181	\$287,201	\$1,563,271
Engineering		\$0	\$0	\$10,037	\$11,065	\$17,147	\$38,250
Inspection & Testing		\$10,291	\$8,793	\$21,449	\$137,523	\$499,962	\$678,038
Project Management		\$33,460	\$76,290	\$84,991	\$331,754	\$431,730	\$958,225
Cap Equipment		\$0	\$0	\$0	\$29,422	\$645,630	\$675,251
Non-Cap Equipment		\$0	\$0	\$0	\$18,344	\$10,852	\$29,196
<b>Total</b>		<b>\$148,800</b>	<b>\$567,344</b>	<b>\$625,185</b>	<b>\$2,504,035</b>	<b>\$11,697,901</b>	<b>\$15,543,265</b>
Project Budget		\$19,866,324					
Less Other Funding		\$0					
Net		\$19,866,324					
Actual Measure AA Expenditures		\$15,543,265					
Running Balance		\$4,323,059					

**Infrastructure & Technology - IT Relocation**

**Project Description:**  
Relocation of IT/Telecom Departments, and renovation of Media Center

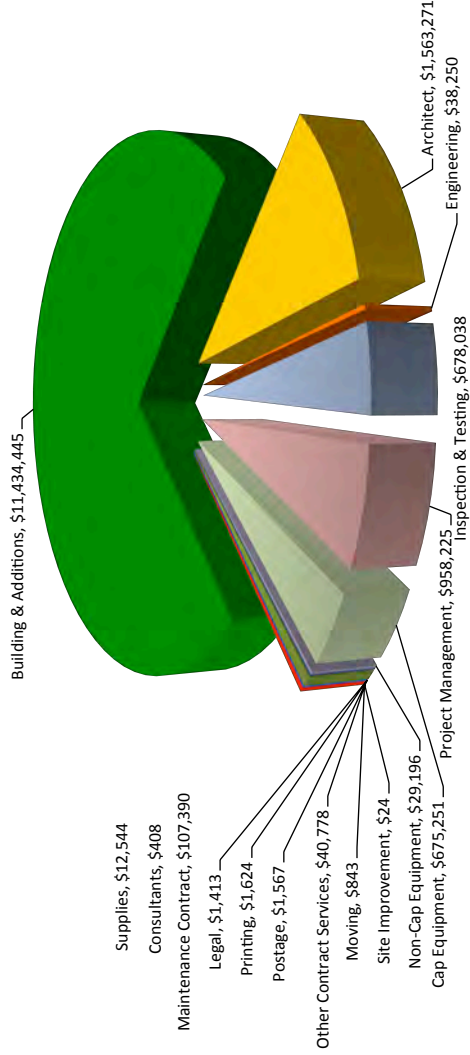
**Facility Size:**  
9,230 sq/ft

**Status:**  
In construction

**Architect:**  
Morris Architects

**Contractor:**  
Minco, Bernards Brothers

**Project Expenses to Date**



Projects	Budget	09/10 Final	10/11 Final	11/12 Final	12/13 Final	13/14 Final	Combined Totals
AA.7100061							
<b>Media and Technology Complex - Academy Site (103)</b>							
Consultants		\$0	\$0	\$20,675	\$12,576	\$9,488	\$42,738
Supplies		\$0	\$0	\$0	\$19,481	\$1,048	\$20,529
Legal		\$16,903	\$0	\$7,958	\$43,363	\$5,066	\$73,289
Other Contract Services		\$3,993	\$5,763	\$13,456	\$39,188	\$0	\$62,400
Moving Expenses		\$0	\$0	\$0	\$38,756	\$0	\$38,756
Software Support		\$0	\$0	\$0	\$1,982	\$0	\$1,982
Site Improvement		\$0	\$0	\$0	\$100,505	\$664	\$101,169
Building & Additions		\$0	\$538	\$1,498,660	\$3,543,657	\$11,820,615	\$16,863,470
Architect		\$2,097,553	\$2,508,588	\$295,753	\$265,481	\$778,015	\$5,945,390
Engineering		\$16,459	\$29,293	\$9,102	\$29,223	\$8,203	\$92,280
Inspection & Testing		\$64,905	\$27,527	\$123,842	\$235,287	\$563,746	\$1,015,306
Project Management		\$121,786	\$233,826	\$269,249	\$506,917	\$800,315	\$1,932,092
Cap Equipment		\$0	\$0	\$0	\$186,301	\$0	\$186,301
Non-Cap Equipment		\$0	\$0	\$0	\$10,782	\$0	\$10,782
<b>Total</b>		<b>\$2,321,599</b>	<b>\$2,805,534</b>	<b>\$2,238,694</b>	<b>\$5,033,499</b>	<b>\$13,987,159</b>	<b>\$26,386,484</b>
Project Budget		\$89,922,081	Received				
Less Other Funding*		\$6,803,412	\$803,412				
Net		\$83,118,669	* Other Funding Source:				
Actual Measure AA Expenditures		\$26,386,484	KCRW Foundation \$6,803,412 committed,				
Running Balance		\$56,732,185	\$803,412 received				

**Media and Technology Complex - Academy Site**

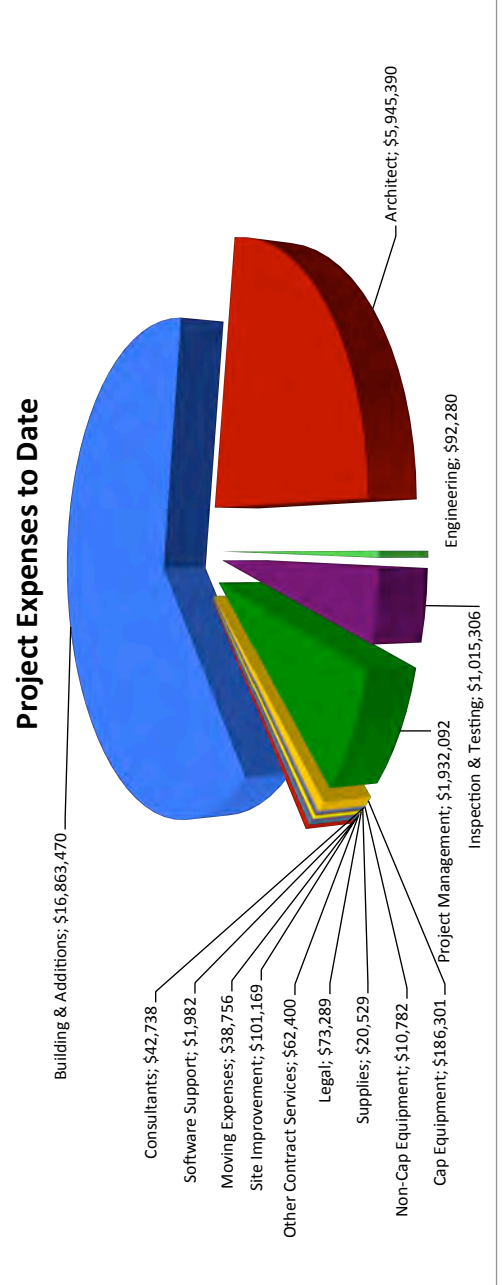
**Project Description:**  
 Renovation and new extension to the existing building, new building for KCRW, and a new parking structure

**Facility Size:**  
 Building - 47,172 sqft  
 Parking Structure - 450 spaces

**Status:**  
 In construction

**Architect:**  
 Olive Wilkinson Architects

**Contractor:**  
 H.B. Parkco Construction  
 Fast Track Construction  
 WC Driver



Projects	Budget	09/10 Final	10/11 Final	11/12 Final	12/13 Final	13/14 Final	Combined Totals
AA.7100060							
Repl. Health/PE/Fitness/Dance Building with Central Plant (104)							
Consultants		\$0	\$0	\$0	\$14	\$62	\$76
Supplies		\$0	\$0	\$0	\$0	\$7,089	\$7,089
Other Contract Services		\$120	\$38	\$112	\$32,634	\$0	\$32,904
Building & Additions		\$0	\$0	\$0	\$817	\$4,188	\$5,004
Architect		\$256,076	\$1,568,564	\$1,790,207	\$5,18,973	\$177,583	\$4,311,403
Engineering		\$0	\$8,507	\$31,650	\$7,871	\$6,529	\$54,557
Inspection & Testing		\$36,892	\$490	\$21,150	\$1,285	\$360	\$60,177
Project Management		\$34,968	\$113,379	\$118,783	\$94,768	\$108,528	\$470,425
<b>Total</b>		<b>\$328,056</b>	<b>\$1,690,978</b>	<b>\$1,961,901</b>	<b>\$656,362</b>	<b>\$304,338</b>	<b>\$4,941,635</b>
Project Budget	\$49,586,632						
Less Other Funding*	\$11,603,383						
Net	\$37,983,249						
Actual Measure AA Expenditures	\$4,941,635						
Running Balance	\$33,041,614						

\* Other Funding Source:  
 Measure S \$11,603,383 allocated

**Repl. Health/PE/Fitness/Dance Building with Central Plant**


**Project Description:**  
 Replacement of locker rooms, fitness center, dance studios, and new central plant

**Facility Size:**  
 62,000 sq/ft

**Status:**  
 In DSA

**Architect:**  
 Gensler Architects

**Contractor:**



SANTA MONICA COMMUNITY COLLEGE DISTRICT  
 MEASURE AA EXPENDITURES  
 FUND 42.4  
 As of June 30, 2014

Projects	Budget	09/10 Final	10/11 Final	11/12 Final	12/13 Final	13/14 Final	Combined Totals
<b>AA 7100065</b>							
<b>Drescher - Academic Modernization, Bookstore, Pico Promenade (105)</b>							
Legal		\$0	\$0	\$0	\$0	\$0	\$0
Other Contract Services		\$0	\$0	\$0	\$0	\$0	\$0
Site Acquisition		\$0	\$0	\$0	\$0	\$0	\$0
Inspection & Testing		\$0	\$0	\$0	\$0	\$0	\$0
Project Management		\$0	\$5,082	\$5,082	\$0	\$0	\$5,082
<b>Total</b>		<b>\$0</b>	<b>\$0</b>	<b>\$5,082</b>	<b>\$0</b>	<b>\$0</b>	<b>\$5,082</b>
Project Budget	\$8,711,882						
Less Other Funding	\$0						
Net	\$8,711,882						
Actual Measure AA Expenditures	\$5,082						
Running Balance	\$8,706,800						
<b>AA 7100090</b>							
<b>Replacement Math and Science Extension Building (106)</b>							
Legal		\$0	\$0	\$0	\$0	\$0	\$0
Other Contract Services		\$0	\$0	\$0	\$0	\$0	\$0
Site Acquisition		\$0	\$0	\$0	\$0	\$0	\$0
Inspection & Testing		\$0	\$0	\$0	\$0	\$0	\$0
Project Management		\$0	\$0	\$0	\$0	\$4,950	\$4,950
<b>Total</b>		<b>\$0</b>	<b>\$0</b>	<b>\$0</b>	<b>\$0</b>	<b>\$4,950</b>	<b>\$4,950</b>
Project Budget	\$87,944,336						
Less Other Funding	\$44,126,336						
Net	\$43,818,000						
Actual Measure AA Expenditures	\$4,950						
Running Balance	\$43,813,050						
				* Other Funding Source:			
				Measure U \$308,336 allocated			
				State of California \$43,818,000 pending			



Projects	Budget	09/10 Final	10/11 Final	11/12 Final	12/13 Final	13/14 Final	Combined Totals
<b>Madison East Wing Seismic Upgrade (107)</b>							
Consultants		\$0	\$0	\$0	\$0	\$135	\$135
Supplies		\$0	\$0	\$0	\$0	\$0	\$0
Legal		\$0	\$0	\$0	\$0	\$0	\$0
Other Contract Services		\$0	\$364	\$997	\$0	\$0	\$1,361
Building & Additions		\$0	\$656	\$312,643	\$0	\$4,248	\$317,547
Architect		\$76,073	\$398,050	\$550,589	\$65,444	\$57,480	\$1,147,636
Engineering		\$0	\$0	\$10,707	\$778	\$0	\$11,485
Inspection & Testing		\$0	\$19,848	\$16,752	\$3,036	\$5,851	\$45,487
Project Management		\$5,557	\$128,878	\$112,573	\$67,447	\$118,242	\$432,696
Cap Equipment		\$0	\$0	\$30,603	\$0	\$0	\$30,603
Non-Cap Equipment		\$0	\$0	\$71,827	\$9,788	\$0	\$81,614
<b>Total</b>		<b>\$81,630</b>	<b>\$547,796</b>	<b>\$1,106,691</b>	<b>\$146,492</b>	<b>\$185,956</b>	<b>\$2,068,565</b>
Project Budget	\$23,016,844						
Less Other Funding	\$0						
<b>Net</b>	<b>\$23,016,844</b>						
Actual Measure AA Expenditures	\$2,068,565						
Running Balance	\$20,948,279						

**Madison East Wing Seismic Upgrade**

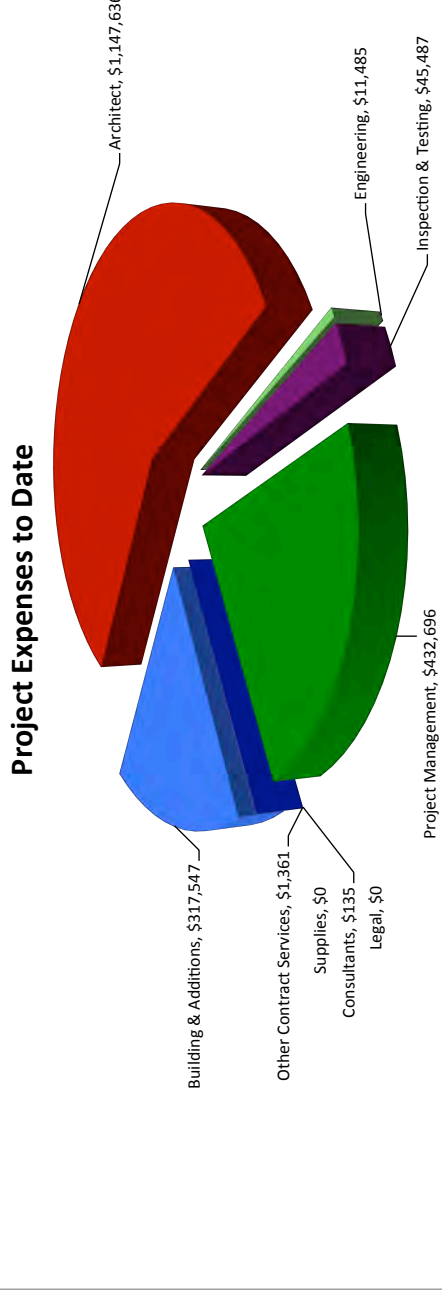
**Project Description:**  
 Replacement of east wing with a new multipurpose room and additional classrooms

**Facility Size:**  
 15,461 sq/ft

**Status:**  
 In DSA

**Architect:**  
 DLR Group WWCOT

**Contractor:**  
 Bernards Brothers



SANTA MONICA COMMUNITY COLLEGE DISTRICT  
 MEASURE AA EXPENDITURES  
 FUND 42.4  
 As of June 30, 2014

Projects	Budget	09/10 Final	10/11 Final	11/12 Final	12/13 Final	13/14 Final	Combined Totals
AA 7100068							
<b>Renovation to Corsair Stadium (108)</b>							
Other Contract Services		\$0	\$0	\$0	\$0	\$0	\$0
Building & Additions		\$0	\$0	\$0	\$0	\$0	\$0
Architect		\$0	\$30,759	\$0	\$0	\$0	\$30,759
Engineering		\$0	\$0	\$0	\$0	\$0	\$0
Inspection & Testing		\$0	\$0	\$0	\$0	\$0	\$0
Project Management		\$0	\$4,540	\$0	\$0	\$0	\$4,540
<b>Total</b>		<b>\$0</b>	<b>\$35,299</b>	<b>\$0</b>	<b>\$0</b>	<b>\$0</b>	<b>\$35,299</b>
Project Budget	\$35,299						
Less Other Funding	\$0						
Net	\$35,299						
Actual Measure AA Expenditures	\$35,299						
Running Balance	\$0						

AA 7100067, 7100152, 7100155, 7100157							
<b>Business &amp; Facilities Infrastructure (111)</b>							
Supplies		\$0	\$0	\$1,493	\$0	\$4,840	\$6,333
Service Fee		\$0	\$0	\$12,885	\$0	\$0	\$12,885
Consultants		\$0	\$0	\$0	\$0	\$14	\$14
Maintenance Contract		\$0	\$0	\$0	\$0	\$1,366	\$1,366
Legal		\$0	\$0	\$75	\$0	\$0	\$75
Software License		\$0	\$0	\$0	\$0	\$375	\$375
Other Contract Services		\$0	\$6,289	\$6,988	\$750	\$0	\$14,027
Moving Services		\$0	\$0	\$0	\$395	\$0	\$395
Building & Additions		\$0	\$34,672	\$198,667	\$200,585	\$284,668	\$718,592
Architect		\$0	\$0	\$80,626	\$170,132	\$37,906	\$288,664
Engineering		\$0	\$0	\$0	\$3,705	\$9,735	\$13,440
Inspection & Testing		\$0	\$0	\$8,142	\$10,938	\$10,500	\$29,580
Project Management		\$0	\$3,073	\$154,904	\$87,291	\$139,821	\$385,088
Cap Equipment		\$0	\$0	\$0	\$35,892	\$80,090	\$115,982
Non-Cap Equipment		\$0	\$89,204	\$0	\$84,590	\$193,782	\$367,576
<b>Total</b>		<b>\$0</b>	<b>\$133,238</b>	<b>\$449,401</b>	<b>\$608,656</b>	<b>\$763,095</b>	<b>\$1,954,391</b>
Project Budget	\$2,000,000						
Less Other Funding	\$0						
Net	\$2,000,000						
Actual Measure AA Expenditures	\$1,954,391						
Running Balance	\$45,609						

AA 7100004							
<b>Master Planning, Program Management, Overhead (112)</b>							
Supplies		\$0	\$0	\$0	\$0	\$0	\$0
Architect		\$0	\$0	\$0	\$0	\$0	\$0
Project Management		\$0	\$0	\$0	\$0	\$76,015	\$76,015
Cap Equipment		\$0	\$0	\$0	\$0	\$0	\$0
Non-Cap Equipment		\$0	\$0	\$0	\$0	\$0	\$0
<b>Total</b>		<b>\$0</b>	<b>\$0</b>	<b>\$0</b>	<b>\$0</b>	<b>\$76,015</b>	<b>\$76,015</b>
Project Budget	\$750,000						
Less Other Funding	\$0						
Net	\$750,000						
Actual Measure AA Expenditures	\$76,015						
Running Balance	\$673,985						

SANTAMONICA COMMUNITY COLLEGE DISTRICT  
 MEASURE AA EXPENDITURES  
 FUND 42.4  
 As of June 30, 2014

Projects		Budget	09/10 Final	10/11 Final	11/12 Final	12/13 Final	13/14 Final	Combined Totals
<b>AA 7100154</b>								
<b>Energy Efficiency Projects (113)</b>								
Legal			\$0	\$0	\$0	\$0	\$0	\$0
Other Contract Services			\$0	\$0	\$0	\$0	\$0	\$0
Building & Additions			\$0	\$189	\$2,108,853	\$990,389	\$3,099,431	\$3,099,431
Architect			\$0	\$0	\$0	\$0	\$0	\$0
Engineering			\$0	\$0	\$0	\$0	\$0	\$0
Inspection & Testing			\$0	\$0	\$4,020	\$0	\$4,020	\$4,020
Project Management			\$0	\$0	\$0	\$0	\$0	\$0
Non-Cap Equipment			\$0	\$0	\$0	\$0	\$0	\$0
<b>Total</b>			<b>\$0</b>	<b>\$189</b>	<b>\$2,112,873</b>	<b>\$990,389</b>	<b>\$3,103,451</b>	<b>\$3,103,451</b>
Project Budget		\$6,542,613						
Less Other Funding		\$393,473						
Net		\$6,149,140						
Actual Measure AA Expenditures		\$3,103,451						
Running Balance		\$3,045,689						

\* Other Funding Source:  
 DWP \$18,715.00 received  
 SCE \$374,758.23 received

<b>AA 7100064</b>								
<b>Community Classroom &amp; Facility Projects (114)</b>								
Supplies			\$0	\$0	\$0	\$124	\$0	\$124
Legal			\$0	\$0	\$1,867	\$1,418	\$0	\$3,285
Other Contract Services			\$0	\$3,720	\$1,869	\$0	\$0	\$5,588
Building & Additions			\$0	\$434,578	\$1,369,441	\$408,696	-\$1,003	\$2,211,712
Architect			\$0	\$263,833	\$48,120	\$1,318	\$0	\$313,272
Engineering			\$0	\$3,220	\$3,143	\$0	\$0	\$6,363
Inspection & Testing			\$0	\$41,002	\$80,885	\$1,495	\$0	\$123,382
Project Management			\$135	\$117,247	\$143,780	\$27,570	\$0	\$288,732
Non-Cap Equipment			\$0	\$0	\$209,726	\$0	\$0	\$209,726
<b>Total</b>			<b>\$135</b>	<b>\$863,599</b>	<b>\$1,858,831</b>	<b>\$440,621</b>	<b>-\$1,003</b>	<b>\$3,162,183</b>
Project Budget		\$3,162,183						
Less Other Funding		\$0						
Net		\$3,162,183						
Actual Measure AA Expenditures		\$3,162,183						
Running Balance		\$0						

<b>AA 7100057</b>								
<b>Real Property Acquisition (115)</b>								
Legal			\$0	\$0	\$0	\$0	\$0	\$0
Other Contract Services			\$0	\$39	\$7,000	\$0	\$15,800	\$22,839
Site Acquisition			\$1,739,979	\$4,001,204	\$9,022,207	\$0	\$0	\$14,763,389
Inspection & Testing			\$8,689	\$7,986	\$0	\$0	\$0	\$16,674
Project Management			\$0	\$0	\$0	\$0	\$0	\$0
<b>Total</b>			<b>\$1,748,667</b>	<b>\$4,009,228</b>	<b>\$9,029,207</b>	<b>\$0</b>	<b>\$15,800</b>	<b>\$14,802,902</b>
Project Budget		\$14,802,902						
Less Other Funding		\$0						
Net		\$14,802,902						
Actual Measure AA Expenditures		\$14,802,902						
Running Balance		\$0						

SANTA MONICA COMMUNITY COLLEGE DISTRICT  
 MEASURE AA EXPENDITURES  
 FUND 42.4  
 As of June 30, 2014

Projects	Budget	09/10 Final	10/11 Final	11/12 Final	12/13 Final	13/14 Final	Combined Totals
<b>AA 7100058, 7100151, 7100156, 7100059</b>							
<b>Roadways, Walkways, Grounds, Parking Lots, and Garages (116)</b>							
Supplies		\$0	\$0	\$0	\$0	\$4,616	\$4,616
Legal		\$0	\$0	\$0	\$125	\$0	\$125
Consultants		\$0	\$0	\$0	\$48,090	\$5,018	\$53,108
Other Contract Services		\$218	\$770	\$122	\$25,249	\$0	\$26,358
Building & Additions		\$185,345	\$6,731	\$113,784	\$321,603	\$975,401	\$1,602,864
Architect		\$0	\$0	\$0	\$103,569	\$19,225	\$122,795
Engineering		\$0	\$0	\$0	\$1,095	\$1,445	\$2,540
Inspection & Testing		\$13,380	\$7,865	\$13,553	\$20,126	\$42,865	\$97,787
Project Management		\$24,404	\$12,439	\$21,945	\$54,095	\$104,943	\$217,826
<b>Total</b>		<b>\$223,347</b>	<b>\$27,804</b>	<b>\$149,403</b>	<b>\$573,951</b>	<b>\$1,153,512</b>	<b>\$2,128,018</b>
Project Budget	\$3,035,375						
Less Other Funding	\$0						
Net	\$3,035,375						
Actual Measure AA Expenditures	\$2,128,018						
Running Balance	\$907,357						
<b>AA 7100069</b>							
<b>Infrastructure &amp; Technology - Technology (117)</b>							
Supplies		\$0	\$0	\$13,646	\$7,587	\$0	\$21,234
Maintenance Contract		\$0	\$9,472	\$46,300	\$210,581	\$18,944	\$285,298
Building & Additions		\$0	\$0	\$0	\$0	\$0	\$0
Architect		\$0	\$0	\$0	\$0	\$0	\$0
Inspection & Testing		\$0	\$0	\$0	\$0	\$0	\$0
Project Management		\$0	\$0	\$0	\$0	\$0	\$0
Cap Equipment		\$0	\$207,423	\$33,063	\$576,294	\$0	\$816,781
Non-Cap Equipment		\$0	\$0	\$42,827	\$500	\$0	\$43,328
<b>Total</b>		<b>\$0</b>	<b>\$216,896</b>	<b>\$135,838</b>	<b>\$794,963</b>	<b>\$18,944</b>	<b>\$1,166,641</b>
Project Budget	\$2,512,181						
Less Other Funding	\$0						
Net	\$2,512,181						
Actual Measure AA Expenditures	\$1,166,641						
Running Balance	\$1,345,540						
<b>AA 7100150</b>							
<b>Infrastructure &amp; Technology - Utility (118)</b>							
Software License		\$0	\$12,000	\$0	\$0	\$0	\$12,000
Legal		\$0	\$0	\$0	\$0	\$0	\$0
Building & Additions		\$0	\$0	\$0	\$0	\$0	\$0
Architect		\$0	\$0	\$0	\$0	\$0	\$0
Inspection & Testing		\$0	\$4,979	\$0	\$0	\$0	\$4,979
Project Management		\$0	\$3,240	\$0	\$0	\$0	\$3,240
Cap Equipment		\$0	\$0	\$0	\$0	\$0	\$0
Non-Cap Equipment		\$0	\$7,534	\$0	\$0	\$0	\$7,534
<b>Total</b>		<b>\$0</b>	<b>\$20,219</b>	<b>\$7,534</b>	<b>\$0</b>	<b>\$0</b>	<b>\$27,753</b>
Project Budget	\$27,753						
Less Other Funding	\$0						
Net	\$27,753						
Actual Measure AA Expenditures	\$27,753						
Running Balance	\$0						

SANTA MONICA COMMUNITY COLLEGE DISTRICT  
 MEASURE AA EXPENDITURES  
 FUND 42.4  
 As of June 30, 2014

Projects	Budget	09/10 Final	10/11 Final	11/12 Final	12/13 Final	13/14 Final	Combined Totals
AA 7100153							
Emergency Lighting, Fire Alarm, and Security System (119)							
Supplies		\$0	\$0	\$0	\$0	\$2,348	\$2,348
Maintenance Contract		\$0	\$0	\$648	\$0	\$39,700	\$40,348
Software Support		\$0	\$0	\$24,765	\$0	\$106,367	\$131,133
Other Contract Services		\$0	\$0	\$0	\$0	\$47,695	\$47,695
Building & Additions		\$0	\$0	\$0	\$0	\$110	\$110
Engineering		\$0	\$0	\$0	\$0	\$211,030	\$211,030
Inspection & Testing		\$0	\$0	\$0	\$0	\$0	\$0
Project Management		\$0	\$0	\$0	\$0	\$51,008	\$51,008
Cap Equipment		\$0	\$0	\$0	\$0	\$89,415	\$89,415
Non-Cap Equipment		\$0	\$0	\$6,087	\$0	\$392,586	\$398,673
<b>Total</b>		<b>\$0</b>	<b>\$0</b>	<b>\$31,500</b>	<b>\$0</b>	<b>\$940,259</b>	<b>\$971,760</b>
Project Budget	\$9,570,794						
Less Other Funding	\$0						
Net	\$9,570,794						
Actual Measure AA Expenditures	\$971,760						
Running Balance	\$8,599,034						
<b>Grand Total</b>		<b>\$4,900,734</b>	<b>\$10,935,584</b>	<b>\$17,864,407</b>	<b>\$13,113,759</b>	<b>\$30,388,248</b>	<b>\$77,202,732</b>

**SMC Bond Program  
Contractor List as of 6-30-2014**

Student Services (Measure U #0, Measure S #9, Measure AA #120):

Architect – Steinberg Architects, Morris Architects  
Contractor – Minco  
Engineering – IVA, Cogent Energy Engineering, XL Fire  
Inspection & Testing – Geo Labs, BTC Labs - Vertical V, Peak Survey, LPI  
Project Management – LPI

Replacement Health/PE/Fitness/Dance Building (Measure S #4, Measure AA #104):

Architect – Gensler Architects  
Contractor – N/A  
Engineering – IVA, Glumac  
Inspection & Testing – Geolabs  
Project Management – LPI

Early Childhood Development (Measure S #5):

Architect – Carde Ten Architects  
Consultant – Child Educational Center  
Contractor – N/A  
Engineering – N/A  
Inspection & Testing – Geo Labs  
Project Management – LPI

Malibu Site (Measure S #6, Measure AA #110):

Architect – Quatro Design Group  
Contractor – N/A  
Consultant – m2 Strategic, Parker Environmental  
Engineering – Ensitu Services  
Inspection & Testing – Peak Surveys, Ellis Environmental, JL Inspection  
Project Management – LPI

Energy Efficiency Projects (Measure S #7, Measure AA #113):

Architect – N/A  
Contractor – Compass Energy Solutions, Johnson Controls  
Engineering – Compass Energy Solutions, Johnson Controls  
Inspection & Testing – Ellis Environmental

Environmental Performance (Measure AA #101):

Architect – Kishimoto Architects  
Contractor – N/A  
Engineering – P2S Engineering  
Inspection & Testing – Cannon, Peak Surveys  
Project Management – LPI

Information Technology Relocation (Measure AA #102):

Architect – Morris Architects  
Contractor – Minco, Bernards Brothers  
Engineering – IVA, P2S Engineering  
Inspection & Testing – Cannon, Peak Surveys, JL Inspection, Rango Inc.  
Project Management – LPI

Media and Technology Complex (Measure AA #103):

Architect – Clive Wilkinson Architects, Morris Architects  
Contractor – H.B. Parkco Construction, Fast Track Construction,  
CW Driver  
Consultant – EEG Services  
Engineering – IVA, P2S Engineering  
Inspection & Testing – Twining, Geo Labs, BTC Labs – Vertical V,  
JL Inspection, EEG Services  
Project Management – LPI

Madison East Wing Seismic Upgrade (Measure AA #107):

Architect – DLR Group – WWCOT, LPI  
Contractor – Trimax, Bernards Brothers  
Engineering – IVA, Glumac  
Inspection & Testing – Twining, Peak Surveys, LPI, All Group Engineering  
Project Management – LPI

Business & Facilities Infrastructure (Measure AA #111):

Architect – LPI, Gwynne Pugh Urban Studio  
Contractor – REC+S, Inc., Omega Construction,  
Concept Consultant, Inc.  
Engineering – N/A  
Inspection & Testing – Ellis Environmental, JL Inspection  
Project Management – LPI

Community Classroom & Facility Project (Measure AA #114)

Architect – Morris Architects  
Contractor – Waisman Construction, Spinitar, Trimax  
Engineering – IVA  
Inspection & Testing – LPI, Twining  
Project Management – LPI

Satellite Campus Parking Facilities and Roadway Improvements (Measure S #8)

Architect – N/A  
Contractor – N/A  
Engineering – MK Engineering Group  
Inspection & Testing – N/A  
Project Management – LPI

Roadways, walkways, Grounds, Parking Lots, and Garages (Measure AA #116)

Architect - LPI, DLR Group - WWCOT

Contractor - Trimax, Pub Construction

Consultant - Walker Parking

Engineering - MK Engineering

Inspection & Testing - Ellis Environmental, Peak Surveys, LPI

Project Management - LPI

Emergency Lighting, Fire Alarm, and Security System (Measure AA #119)

Architect - N/A

Contractor - N/A

Consultant - IVA

Engineering - MDC Engineers

Inspection & Testing - N/A

Project Management - LPI