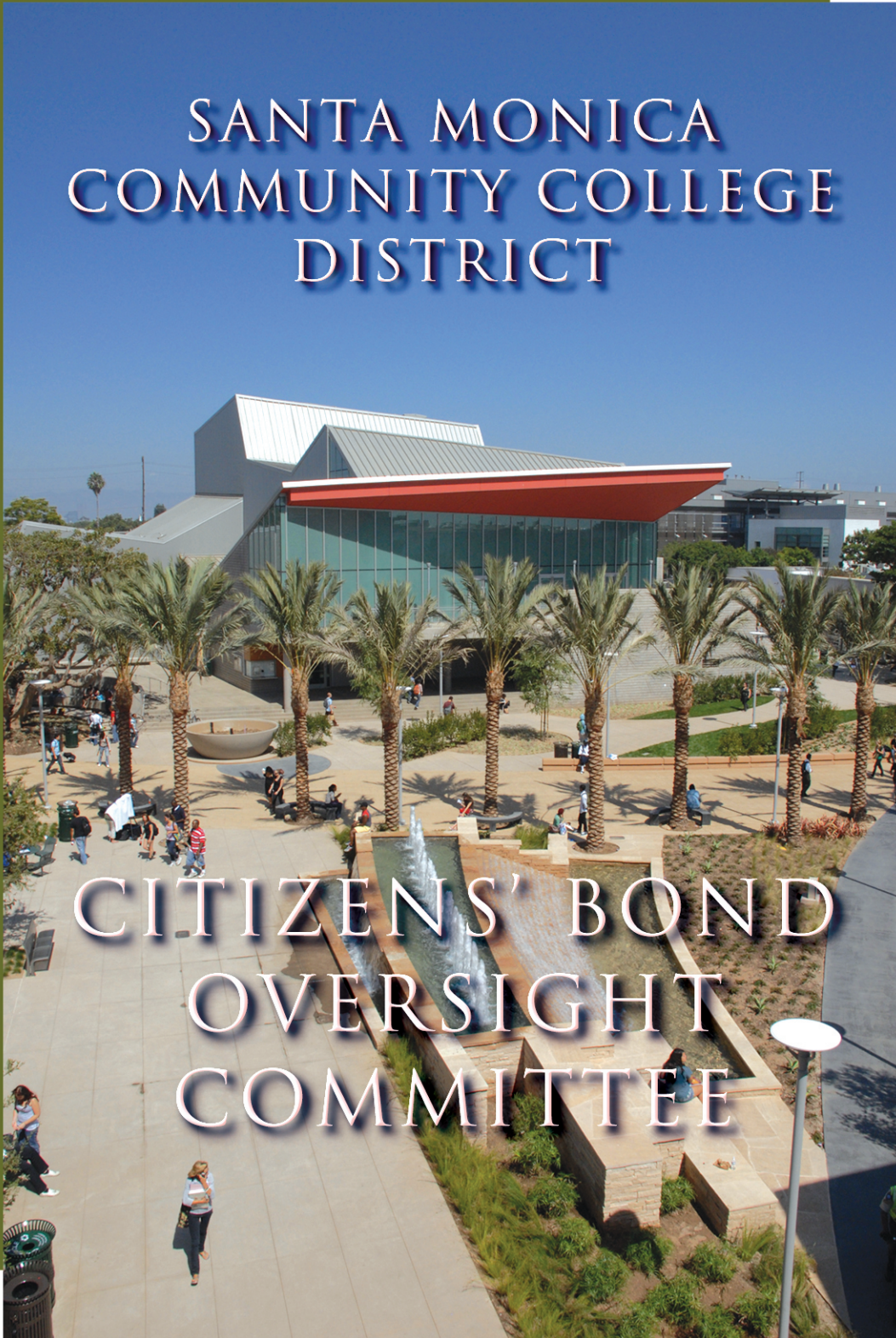


SANTA MONICA COMMUNITY COLLEGE DISTRICT

CITIZENS' BOND OVERSIGHT COMMITTEE





Santa Monica Community College District
Citizens' Bond Oversight Committee

ANNUAL REPORT, 2012-2013

ANNUAL REPORT, 2012-2013

Submitted to the
Santa Monica Community College District
BOARD OF TRUSTEES

Dr. Nancy Greenstein, Chair
Dr. Susan Aminoff, Vice-Chair
Judge David Finkel (Ret.)
Dr. Louise Jaffe
Dr. Margaret Quiñones-Perez
Rob Rader
Dr. Andrew Walzer
Jesse Ramirez, Student Trustee

CITIZENS' BOND OVERSIGHT COMMITTEE 2012-2013

Bruce Sultan, Chair
Todd Flora, Vice-Chair
Heather Anderson
Parker Jean
Corin Kahn
Katherine Reuter
Barry Snell
Sam Zivi

Staff Support

Greg Brown, Director of Facilities/Planning
Charlie Yen, Director of Contracts
Lisa Rose, Committee Coordinator



Santa Monica Community College District

**CITIZENS' BOND OVERSIGHT COMMITTEE
ANNUAL REPORT, 2012-2013**

TABLE OF CONTENTS

<u>No.</u>	<u>Page</u>
Statement of Compliance	
Measure U	3
Measure S	4
Measure AA	5
Citizens' Bond Oversight Committee Proceedings and Activities.....	6
Minutes of Meetings	
July 25, 2012	7
October 17, 2012	9
January 23, 2013	11
April 17, 2013.....	13
Capital Outlay Program – Bond Project Descriptions and Project Status	16
Measure U Reports	
Expenditures	29
Bond Budget	38
Project Schedule	39
Measure S Reports	
Expenditures	40
Bond Budget	48
Project Schedule	49
Measure AA Reports	
Expenditures	50
Bond Budget	59
Project Schedule	60
Bond Sales/Expenses Report.....	61
SMC Bond Program Contractor List.....	62



Santa Monica Community College District
Citizens' Bond Oversight Committee

ANNUAL REPORT, 2012-2013

STATEMENT OF COMPLIANCE
MEASURE U FUNDS

This Annual Report is submitted to the Board of Trustees by the Santa Monica Community College District Citizens' Bond Oversight Committee.

The Committee advises that, to the best of its knowledge, the Santa Monica Community College District is in compliance with the requirements in Article XIII A, Section 1(b)(3) of the California Constitution. In particular, bond revenue has been expended only for the purposes so described in Measure U and no funds were used for any teacher or administrative salaries or other operating expenses as prohibited by Article XIII A, Section 1(b)(3)(a) of the California Constitution.

Respectfully Submitted:

Corin Kahn, Chair
Citizens' Bond Oversight Committee

Date:



Santa Monica Community College District
Citizens' Bond Oversight Committee

ANNUAL REPORT, 2012-2013

STATEMENT OF COMPLIANCE
MEASURE S FUNDS

This Annual Report is submitted to the Board of Trustees by the Santa Monica Community College District Citizens' Bond Oversight Committee.

The Committee advises that, to the best of its knowledge, the Santa Monica Community College District is in compliance with the requirements in Article XIII A, Section 1(b)(3) of the California Constitution. In particular, bond revenue has been expended only for the purposes so described in Measure S and no funds were used for any teacher or administrative salaries or other operating expenses as prohibited by Article XIII A, Section 1(b)(3)(a) of the California Constitution.

Respectfully Submitted:

Corin Kahn, Chair
Citizens' Bond Oversight Committee

Date:



Santa Monica Community College District
Citizens' Bond Oversight Committee

ANNUAL REPORT, 2012-2013

STATEMENT OF COMPLIANCE
MEASURE AA FUNDS

This Annual Report is submitted to the Board of Trustees by the Santa Monica Community College District Citizens' Bond Oversight Committee.

The Committee advises that, to the best of its knowledge, the Santa Monica Community College District is in compliance with the requirements in Article XIII A, Section 1(b)(3) of the California Constitution. In particular, bond revenue has been expended only for the purposes so described in Measure AA and no funds were used for any teacher or administrative salaries or other operating expenses as prohibited by Article XIII A, Section 1(b)(3)(a) of the California Constitution.

Respectfully Submitted:

Corin Kahn, Chair
Citizens' Bond Oversight Committee

Date:



Santa Monica Community College District
Citizens' Bond Oversight Committee

ANNUAL REPORT, 2012-2013

CITIZENS' BOND OVERSIGHT COMMITTEE
PROCEEDINGS AND ACTIVITIES

Meetings of the Citizens' Bond Oversight Committee

The Committee conducts its meetings in accordance with provisions of the Ralph M. Brown Public Meetings Act, Government Code Sections 54950 *et seq.* Meeting notices and agendas are sent to members of the Committee within the required period of time and are also posted at eight Santa Monica College campus locations and satellite sites.

Meeting notices, agendas, minutes and all documents and reports received by the Committee members are a matter of public record and made available on the SMC website:

<http://www.smc.edu/ACG/CitizensBondOversightCommittee/Pages/Citizens-Bond-Oversight-Committee.aspx>

The SMC Bond Program website is located at: www.smcbondprogram.com

Minutes of the quarterly meetings are included on the following pages.



A meeting of the Santa Monica Community College District Citizens' Bond Oversight Committee was held on Wednesday, July 25, 2012 in Drescher Hall Room 300-E (the Loft) at Santa Monica College, 1900 Pico Boulevard, Santa Monica, California.

1. CALL TO ORDER - 8:10 a.m.

2. ROLL CALL

Bruce Sultan, Chair – Present
Heather Anderson – Not present
Todd Flora – Present
Corin Kahn – Present
Katherine Reuter – Not present
Barry Snell - Present
Sam Zivi - Present

Others Present:

Greg Brown, Director of Facilities and Planning
Lee Paul, LPI Inc.
Lisa Rose, Citizens' Bond Oversight Committee Coordinator
Charlie Yen, Director, Contracts

3. INTRODUCTION OF REAPPOINTED AND NEW MEMBERS

At its meeting on July 17, 2012, the SMCCD Board of Trustees appointed the following members to the Citizens' Bond Oversight Committee, for a two-year term, 2012-2014:

Todd Flora*
Corin Kahn*
Katherine Reuter
Sam Zivi

*Reappointed for a second two-year term, 2012-2014

Note: The SMC Associated Students will recommend a student representative in September.

4. APPROVAL OF MINUTES

Motion was made by Corin Kahn and seconded by Barry Snell to approve the minutes of the Citizens' Bond Oversight Committee meeting of April 18, 2012.

Ayes: 4

Noes: 0

Absent: 2

Abstain: 1 (Zivi)

5. ELECTION CHAIR AND VICE-CHAIR FOR 2012-2014

The election for Chair and Vice-Chair, 2012-2014 will be held at the meeting on October 17, 2012.

6. REPORTS and DISCUSSION

SMC Bond Construction Update

Upcoming Construction

- AET Parking Garage, started March 12, 2012
- Student Services, starts November 2012
- Information Technology, starts December 2012
- AET/KCRW, starts February 2013
- East Wing of Performing Arts Center, starts February 2013
- Health, PE, Fitness, Dance, starts June 2013

New Projects in Planning

- Malibu Campus, EIR Process Underway, Design Starting
- Child Development Center, Architect Selection Process Underway
- 919 Santa Monica Blvd., feasibility study

Design to Start Later This Year

- Math/Science
- Drescher Modernization, Bookstore, and Pico Promenade

Measure U, S and AA and Bond Sales Expenses Reports (reports included with agenda)

- *Expenditure Reports:* Most of the expenditures reported for Measure A are for architectural services because the projects are still in the planning stages.
- The *Bond Sales/Expenses Report* indicates total bond amounts, bond issue dates/amounts, unsold bond amount and total available as of June 30, 2012.
- The *SMC Bond Construction Program Contractor List* as of June 30, 2012 was presented for information. A response will be presented at the next meeting to address the question about members of the Citizens' Bond Oversight needing to disclose a conflict of interest with a contractor.

Current information on all bond construction projects is available at: <http://smcbondprogram.com/>

7. SCHEDULE OF MEETINGS, 2012-2013

Wednesdays at 8 a.m.

October 17, 2012
January 16, 2013
April 17, 2013

8. ADJOURNMENT – 9:16 a.m.

The next meeting of the Citizens' Bond Oversight Committee will be held on Wednesday, October 17, 2012 at 8 a.m. in Drescher Hall Room 300-# (the Loft) at Santa Monica College, 1900 Pico Boulevard, Santa Monica, California.



A meeting of the Santa Monica Community College District Citizens' Bond Oversight Committee was held on Wednesday, October 17, 2012 in Drescher Hall Room 300-E (the Loft) at Santa Monica College, 1900 Pico Boulevard, Santa Monica, California.

1. CALL TO ORDER - 8:10 a.m.

2. ROLL CALL

Bruce Sultan, Chair – Present
Heather Anderson – Present
Todd Flora – Present
Parker Jean, President
Corin Kahn – Present
Katherine Reuter – Present
Barry Snell - Present
Sam Zivi – Not Present

Others Present:

Greg Brown, Director of Facilities and Planning
Bob Isomoto, Vice-President, Business/Administration
Lee Paul, LPI Inc.
Lisa Rose, Citizens' Bond Oversight Committee Coordinator
Charlie Yen, Director, Contracts

3. APPROVAL OF MINUTES – July 25, 2012

Motion was made by Corin Kahn and seconded by Barry Snell to approve the minutes of the Citizens' Bond Oversight Committee meeting on July 25, 2012. *Unanimously approved.*

4. INTRODUCTION OF NEW MEMBERS

Parker Jean, newly-appointed student representative, and Katherine Reuter, were introduced and welcomed to the Citizens' Bond Oversight Committee.

5. ELECTION CHAIR AND VICE-CHAIR FOR 2012-2014

Motion was made by Bruce Sultan and seconded by Heather Anderson to elect Todd Flora as Chair of the Citizens' Bond Oversight Committee. *Todd Flora was elected by acclamation.*

Motion was made by Barry Snell and seconded by Bruce Sultan to elect Corin Kahn as Vice-Chair of the Citizens' Bond Oversight Committee. *Corin Kahn was elected by acclamation.*

6. CITIZENS' BOND OVERSIGHT COMMITTEE ANNUAL REPORT, 2011-2012

Motion was made by Todd Flora and seconded by Parker Jean to approve the Citizens' Bond Oversight Committee Annual Report, 2011-2012. *Unanimously approved.*

7. REPORTS and DISCUSSION

SMC Bond Construction Update

- Malibu Campus: In response to questions about the status of the Malibu campus project, staff will be forwarding documents with more detailed information.

7. REPORTS and DISCUSSION (continued)

Upcoming Construction Projects currently in DSA

- Student Services, bidding process to start November 2012
- Information Technology, bidding process to start December 2012
- East Wing of Performing Arts Center, starts February 2013
- Health, PE, Fitness, Dance, starts June 2013

Academy of Entertainment and Technology/KCRW Project Delayed

- This project was planned in phases, however the contract for the first phase of the project (the parking structure) has been terminated. Therefore, the entire project (parking structure, AET remodel and KCRW building) will be bid as one contract which will probably result in a reduction in the total cost of the project. In order to do this, all classes at the AET will be moved to the Bundy/Airport Arts campuses. A summary of the changes to the construction schedule and the costs of the project will be provided at the next meeting.

Land Swap with City of Santa Monica

- The College and the City of Santa Monica are negotiating a land swap agreement involving the Olympic Shuttle lot and a three-acre site next to the Bundy campus

Measure U, S and AA and Bond Sales Expenses Reports (reports included with agenda)

- *Expenditure Reports:* Most of the expenditures reported for Measure AA are for architectural services because the projects are still in the planning stages.
- The *Bond Sales/Expenses Report* indicates total bond amounts, bond issue dates/amounts, unsold bond amount and total available as of September 30, 2012.
- The *SMC Bond Construction Program Contractor List* as of September 30, 2102 was presented for information. In response to a question raised at the last meeting, it was reported that a conflict of interest would exist if any member of the Citizens' Bond Oversight or a relative works for any of these contractors.
- Current information on all bond construction projects is available at: <http://smcbondprogram.com/>

8. SCHEDULE OF MEETINGS, 2012-2013

Wednesdays at 8 a.m.

January 16, 2013

April 17, 2013

9. ADJOURNMENT – 9:15 a.m.

The next meeting of the Citizens' Bond Oversight Committee will be held on Wednesday, January 16, 2013 at 8 a.m. in Drescher Hall Room 300-E (the Loft) at Santa Monica College, 1900 Pico Boulevard, Santa Monica, California.



A meeting of the Santa Monica Community College District Citizens' Bond Oversight Committee was held on Wednesday, January 23, 2013 in Drescher Hall Room 300-E (the Loft) at Santa Monica College, 1900 Pico Boulevard, Santa Monica, California.

1. CALL TO ORDER - 8:10 a.m.

2. ROLL CALL

Todd Flora, Chair – Present
Heather Anderson – Present
Parker Jean, Not Present
Corin Kahn – Present
Katherine Reuter – Present
Barry Snell - Present
Bruce Sultan – Present
Sam Zivi – Present

Others Present:

Sara Banda, representing Vicenti Lloyd & Stutzman, LLP
Greg Brown, Director of Facilities and Planning
Don Girard, Senior Director, Institutional Communications/Government Relations
Bob Isomoto, Vice-President, Business/Administration
Lee Paul, LPI Inc.
Lisa Rose, Citizens' Bond Oversight Committee Coordinator
Charlie Yen, Director, Contracts

3. APPROVAL OF MINUTES – October 17, 2012

Motion was made by Katherine Reuter and seconded by Barry Snell to approve the minutes of Citizen's Bond Oversight Committee meeting on October 17, 2012.

Ayes:	6
Noes:	0
Abstain:	1 (Sam Zivi)
Absent:	1 (Parker Jean)

4. CONFLICT OF INTEREST FORMS

Members were reminded to sign and submit their Conflict of Interest forms for 2013.

5. REPORTS and DISCUSSION

2011-2012 Prop 39 Financial Audit and Performance Audit Reports

Sara Banda, representing the District's auditing firm of Vicenti Lloyd & Stutzman, LLP, and Chris Bonvenuto, Director of Fiscal Services, provided an overview of the 2011-2012 Prop 39 Financial Audit and Performance Audit Reports. The Auditor indicated that there were no instances of noncompliance in both audits and did not identify any exceptions or deficiencies. Both audits will be presented to the Board of Trustees along with the District's Audit Report at the Board meeting on February 5, 2013.

Motion was made by Berry Snell seconded by Corin Kahn to accept the 2011-2012 Prop 39 Financial Audit Report. *Unanimously approved.*

Motion was made by Katherine Reuter seconded by Heather Anderson to accept the 2011-2012 Prop 39 Performance Audit Report. *Unanimously approved*

SMC Bond Construction Projects Update

- Student Services Building: The project has been approved by DSA and the Chancellor's Office. The District is officially out to bid; eight construction companies were prequalified, and six attended the mandatory job walk. The bids are estimated to come in between \$75 and \$80 million and the District is required to take low bid. Funding for the project comes from Measures U, S and the State. A recommendation will be presented to the Board of Trustees for approval of a contractor at its April meeting, with construction to begin in May.
- The Information Technology project is out to bid (Measure AA)
- Madison East Wing plans will be in DSA a few more months (Measure AA)
- Malibu: All partners – the Sheriff's office, L.A. County, City of Malibu and SMC – have agreed on the design. However, there are some outstanding issues related to City of Malibu variances. Discussions will continue when the JPA meets in March.

Measure U, S and AA and Bond Sales Expenses Reports (reports included with agenda)

- The *Bond Sales/Expenses Report* indicates total bond amounts, bond issue dates/amounts, unsold bond amount and total available as of December 31, 2012.
- The *SMC Bond Construction Program Contractor List* as of December 31, 2012 was presented for information.
- Current information on all bond construction projects is available at: <http://smcbondprogram.com/>

6. SCHEDULE OF MEETINGS, 2012-2013

Wednesdays at 8 a.m.

April 17, 2013

7. ADJOURNMENT – 9:15 a.m.

The next meeting of the Citizens' Bond Oversight Committee will be held on Wednesday, April 17, 2013 at 8 a.m. in Drescher Hall Room 300-E (the Loft) at Santa Monica College, 1900 Pico Boulevard, Santa Monica, California.



A meeting of the Santa Monica Community College District Citizens' Bond Oversight Committee was held on Wednesday, April 17, 2013 in Drescher Hall Room 300-E (the Loft) at Santa Monica College, 1900 Pico Boulevard, Santa Monica, California.

1. CALL TO ORDER - 8:06 a.m.

2. ROLL CALL

Todd Flora, Chair – Present
Heather Anderson – Present
Parker Jean – Present
Corin Kahn – Present
Katherine Reuter – Present
Barry Snell – Present
Bruce Sultan – Present
Sam Zivi – Present

Others Present:

Greg Brown, Director of Facilities and Planning
Don Girard, Senior Director, Institutional Communications/Government Relations
Bob Isomoto, Vice-President, Business/Administration
Lisa Rose, Citizens' Bond Oversight Committee Coordinator
Charlie Yen, Director, Contracts

3. APPROVAL OF MINUTES – January 23, 2013

Motion was made by Katherine Reuter and seconded by Barry Snell to approve the minutes of Citizen's Bond Oversight Committee meeting on January 23, 2013.

Ayes: 8
Noes: 0

4. REPORTS and DISCUSSION

SMC Bond Construction Projects Update

- The Information Technology Relocation project has started at the south end of the campus. It is a two-story extension to the Media Center that consolidates all technology functions into one area.
- A grand opening for the Bike Parking was held about six weeks ago.
- The relocation of the Academy of Entertainment and Technology campus to new portable facilities at the Bundy and Airport campuses was completed over spring break. Construction at the AET will start this summer and will take approximately two years.
- The Shuttle lot at Stewart and Exposition has been vacated and will be constructed as a light rail maintenance yard by the City of Santa Monica. In exchange, the college is getting additional property at the SM Airport.

- The College is working with the City of Santa Monica on the Early Childhood Development/Childcare project
- Malibu Campus: A preliminary rendition of the Malibu campus was presented to the Malibu Joint Powers Authority (JPA) and was received very positively. It will be submitted to the City of Malibu for review.
- Student Services Building: The District received a bid for the construction and considering the amount of the bid staff is proceeding with a full examination of the situation and will be looking at other options.

Measure U, S and AA and Bond Sales Expenses Reports (reports included with agenda)

- Measure U: The final retention payment from FEMA in the amount \$1,127,807 has been received. This payment closes out all FEMA claims and reimbursements. Total Measure U expenditures last period were \$885,785; total remaining funds are \$18,249,947;
- Measure S: Total expenditures last period were \$294,143, which includes \$170,961 for architectural services for Malibu and \$73,323 for the Student Services parking garage. Total remaining funds are \$70,190,697.
- Measure AA: Total expenditures last period were \$4,627,171, which included \$1,237,905 for the Information Technology Relocation, \$1,628,465 for AET Relocation and \$1,294,774 for energy efficiency projects. Total remaining funds are \$252,538,390.
- The *Bond Sales/Expenses Report* indicates total bond amounts, bond issue dates/amounts, unsold bond amount and total available as of March 31, 2013.

Total Bond	\$598,500,000
Total Available	\$383,496,730
Total Expenses as of 3-31-13	\$257,520,963
Total Available Remaining	\$125,975,767
Total Unsold Bond	\$215,003,270

- The *SMC Bond Construction Program Contractor List* as of March 31, 2013 was presented for information.
- Current information on all bond construction projects is available at: <http://smcbondprogram.com/>

5. INFORMATION – Expiring terms of members of the Citizens’ Bond Oversight Committee

The terms of the following members of the Citizens’ Bond Oversight Committee are expiring effective July 1, 2013 and are eligible for reappointment for a second two-year term:

Heather Anderson
Barry Snell

The student representative will be selected in September.

The term of the following members of the Citizens' Bond Oversight Committee is expiring effective July 1, 2013 and is not eligible for reappointment for another two-year term:

Bruce Sultan

The Board of Trustees will follow a recruitment and application process to appoint/reappoint members to fill the vacancies.

The Committee thanked Bruce Sultan for his service on the Committee and encouraged Heather Anderson and Barry Snell to apply for reappointment.

6. **PUBLIC COMMENTS** - None

7. **SCHEDULE OF MEETINGS, 2013-2014**

Wednesdays at 8 a.m.

July 17, 2013

October 16, 2013

January 22, 2014

April 16, 2014

8. **ADJOURNMENT** – 9:01 a.m.

The next meeting of the Citizens' Bond Oversight Committee will be held on Wednesday, July 17, 2013 at 8 a.m. in Drescher Hall Room 300-E (the Loft) at Santa Monica College, 1900 Pico Boulevard, Santa Monica, California.



SANTA MONICA COMMUNITY COLLEGE DISTRICT

**Capital Outlay Program
Bond Project Descriptions
And Project Status**

July 2013

Prepared by Greg Brown, Facilities Planning

Introduction

The District's capital outlay program consists of larger non-maintenance projects that are generally over \$100,000, typically financed by local taxpayer approved bonds. The capital projects include new buildings, replacement buildings, renovations, property acquisition, parking, site work, landscaping, infrastructure, security, and technology.

Over the last several decades, Santa Monica and Malibu voters have approved four safety and modernization bond measures in support of the college's career and academic programs:

Proposition T	1992	\$ 23,000,000
Measure U	2002	\$160,000,000
Measure S	2004	\$135,000,000
Measure AA	2008	\$295,000,000

By way of background, local bonds financed the original Main Campus, built in the 1950s and 1960s. However, in subsequent years until 1992, the District depended primarily on limited state funding, so only a few large projects were built. After the 1994 Northridge Earthquake and the extensive damage to the Main Campus, the District received federal FEMA support for rebuilding which started the current era of major construction on the campus.

In addition to the local bonds listed above, there has been significant financial support from federal, state and city sources along with the District's own capital funds.

The 1998 Facilities Master plan was a major effort in guiding the modernization and development of the Main Campus after the Northridge earthquake. Additional facility assessments were conducted in 2001, 2002, and 2003. In 2007, a master plan was added for the development of the Bundy Campus. In 2010, an update of the Facilities Master Plan was completed to address other safety and modernization improvements on the Main Campus and to incorporate the satellite campuses.

Highlights of the completed projects include the purchase of the Bundy Campus and Emeritus College, and the construction of the Theatre Arts, Broad Stage, HSS Building, and Campus Quad. Projects currently underway include a new Child Development Center, a Malibu Campus, a Health, PE, Fitness and Dance Complex, Student Services, and a redeveloped Academy of Entertainment & Technology Campus with new facilities for KCRW.

The following chart shows the larger projects starting in 2002 with the total project cost:

Project	Funding Source	Total Cost	Status 6/30/13
Purchase of Bundy Site	U	\$30,260,878	Completed 2002
Emeritus College	U, SMC Foundation	\$9,603,782	Completed 2003
Purchase of 1738 Pearl Street	U	\$749,208	Completed 2003
Library Renovation & Expansion	T, State, FEMA	\$23,600,000	Completed 2003
PE/Dance/Athletics Office Relocation	U	\$2,797,033	Completed 2004
Math Complex	U	\$1,458,690	Completed 2004
Bundy Campus West Building	U	\$23,291,387	Completed 2005
Malibu Storm Water Infrastructure P-I	S	\$2,500,000	Completed 2005
Renovation of Theatre Arts	U	\$19,496,949	Completed 2006
Music Complex - Performing Arts	U	\$4,623,547	Completed 2007
HSS North/South	U, State, FEMA, City	\$29,260,946	Complete 2006/7
Shuttle Parking Acquisition & Constr.	U	\$18,969,509	Completed 2007
Malibu Storm Water Infrastructure P-II	S	\$2,500,000	Completed 2008
Broad Stage - Performing Arts	S, SMC Foundation	\$40,603,541	Completed 2008
Athletic Fields - John Adams	S	\$2,969,807	Completed 2008
Main Campus Quad	U	\$11,338,463	Completed 2008
Bundy New Driveway & Signal	S	\$3,825,841	Completed 2009
Athletic Fields - Corsair Field	S	\$4,440,065	Completed 2009
Pico Phase I - Lot 6 & Structures	S	\$1,018,009	Completed 2009
Infrastructure & Safety Phase I	U	\$4,027,569	Completed 2010
Purchase of 1516 Pico Blvd.	AA	\$1,748,667	Completed 2010
Purchase of 1510 Pico Blvd.	AA	\$4,009,228	Completed 2011
Purchase of 919 Santa Monica Blvd.	AA	\$9,029,287	Completed 2011
Bundy/Airport Classroom Relocations	AA	\$3,221,000	Completed 2012
Library Village Relocation & Bike Park	AA	\$1,448,275	Completed 2013
Bundy/Airport Parking	AA	\$2,035,375	Under Construction
Information Technology	AA	\$19,029,472	Under Construction
Media & Technology – Academy Site	AA	\$61,480,824	DSA Approved
East Wing - Performing Arts Center	AA	\$12,292,000	In DSA
Health, PE, Fitness, Dance, Cent. Plant	AA	\$40,200,333	In DSA
Central Plant Loop Connections	AA	\$4,882,119	In Design
Child Development Center	AA, City	\$11,318,000	In Design
Malibu Campus	AA	\$31,069,031	In Design
Student Services	U, S, AA	\$94,027,100	In Design
Drescher/Pico Promenade	AA	\$27,980,450	Future Project
Math and Science	AA, State	\$108,393,000	Future Project
Career Opportunity Center	AA	\$41,391,000	Future Project

Section I – Detailed Project Information - Completed Projects:

Emeritus College

Project Description: Emeritus College, a program designed for lifelong learning, was located in a rented storefront on the first level of a parking garage on 2nd Street. The program long ago outgrew its former home. The first use of Measure U bond funds was the purchase of a newly constructed four-story building further north on 2nd Street. This building gave Emeritus College a permanent home with room to accommodate all its programs including a computer room, exercise studios and art classroom. There is also a large multipurpose room on the first floor for lectures, films and productions. The building shell was completed when the District purchased the building and the interior improvements were completed by the College.

Project Schedule: *Completed 2003*

Project Bond Allocation: \$8,909,940, Total Project Cost \$9,603,782

Funding Sources: Measure U, SMC Foundation

Library Renovation and Expansion

Project Description: SMC's main library which was damaged in the 1994 Northridge Earthquake was seismically upgraded, modernized and expanded. The project added more book area, more study space and a large computer lab. Seating for students was more than doubled.

Project Schedule: *Completed 2003*

Project Bond Allocation: \$23,600,000

Funding Sources: Measure T, State, FEMA

Relocate Kinesiology, Dance, Recreation and Athletics

Project Description: The former offices of the Kinesiology, Dance, Recreation and Athletics departments were in a temporary building installed in 1976. The temporary buildings had numerous maintenance problems and code deficiencies. The College removed these buildings to create open space on the campus. The project resulted in a similar amount of offices and added a conference room and workroom to make a more useable office facility. The offices are on the second floor of the gymnasium complex where the east bleachers of the stadium used to be located making better use of the limited ground space on the campus.

Project Schedule: *Completed 2004*

Project Bond Allocation: \$2,797,033

Funding Sources: Measure U

Library Village Renovation – Math

Project Description: With the completion of the Library, the “Temporary Library” was made available for renovation. The Math department was working out of temporary buildings that were set up after the 1994 earthquake. Those buildings were removed to make way for the Liberal Arts – South Building. With this renovated facility, all of the Math department is located in one building with additional classroom and lab facilities.

Project Schedule: *Completed 2004*

Project Bond Allocation: \$1,458,690

Funding Sources: Measure U

Bundy Campus (Former BAE Systems Site next to Santa Monica Airport)

Project Description: The 1998 Santa Monica College Facilities Master Plan proposed that additional property be purchased for instructional facilities and parking. In December 2001, the SMC Board of Trustees approved the purchase of the 10.4 acre parcel of land south of the Santa Monica Airport owned and occupied by BAE Systems with about 1,200 employees. BAE accessed the property through two vehicular entrances through the Santa Monica Airport and one on Stewart Avenue. In May 2003, BAE Systems ceased occupancy. In July 2003, the SMC Board of Trustees approved certain property improvements, including roadway access to the lower portion of the property from Bundy, safety modifications, and utility relocations.

In September 2003, SMC began an ongoing series of neighborhood meetings with nearby residents. These meetings resulted in consensus for a 10-foot sound wall on the perimeter of the property along both the Stanwood Place and Stewart Avenue sides of the campus, along with hundreds of new trees and new landscaping. These improvements addressed quality of life issues by creating a buffer between the College and the residential neighborhood. The College intended to prohibit both vehicular and pedestrian access to the campus from Stewart Avenue (excepting emergency vehicles) and required all access from either Bundy or Airport Avenue.

In March 2004, the SMC Board of Trustees approved the demolition and removal of Building #1, a very large one-story manufacturing and warehouse building; the demolition and removal of Building #3, a smaller one-story manufacturing building; the renovation of Building #4 (West Building), the four-story office building; and additional landscaping improvements. The removal of the manufacturing and warehouse facilities resulted in a reduction of 100,000 square feet of building space on the property. In accordance with CEQA, the Board of Trustees adopted a Mitigated Negative Declaration in connection with its approval of the adaptive reuse of Building #4. The four-story building is used for SMC’s Nursing program, Early Childhood Education program, Continuing Education program, and one floor for general education classes.

In July of 2004, construction commenced on a complete renovation of the West Building. The building was finished and opened for classes in summer of 2005.

In January of 2005, the Board of Trustees approved a group of architects and consultants to plan the long-term future of the site. A number of meetings were held with faculty, staff, students and community members to review possible future uses for the site. A master plan, environmental impact report and traffic study were approved by the Board in February of 2007.

Part of the master plan included a new traffic signal to enhance the safety of those entering the campus. The City of Los Angeles approved a new traffic signal and driveway for the campus.

- Project Schedule:** *West Building Completed 2005*
Master Plan and EIR Completed
Traffic signal and driveway, Completed 2009
- Project Bond Allocation:** West Building: \$29,291,387 (Includes related site work)
Driveway and traffic signal \$3,825,841
- Funding Sources:** Measure U and S (Driveway and Signal)

Renovation, Theater Arts

Project Description: Originally designed as a small children's theater and a radio theater, the Little Theater (later called the Main Stage) at Santa Monica College was first occupied in 1952.

It received some minor remodeling and renovation over the years but was never modified to accommodate its current use as a facility for the production of drama and musical theater. Its physical limitations severely restricted the type of productions which were presented, therefore limiting the experience of acting, directing, and technical theater students and restricting the creativity of students, faculty and staff. Along with numerous functional improvements, significant ADA and Fire Code upgrade and compliance measures were part of this project.

The project has full theatrical lighting and sound facilities, a larger stage with space above to fly scenery out of audience view, larger dressing rooms with showers and full costume shop. Scenery can now be built in the scene shop and moved to the stage, before all large scenery pieces were built on stage, limiting stage use for classes and rehearsals.

- Project Schedule:** *Completed 2006*
- Project Bond Allocation:** \$19,496,949
- Funding Sources:** Measure U

Music Complex

Project Description: The former Music Building was completed as part of the original campus in 1952. Since 1985, the SMC Music Department has added a symphony orchestra, concert band, and an opera workshop to its performance group offerings as well as increasing the number of applied music classes to include string, woodwind, brass and percussion classes as well as the piano, voice, recorder and guitar classes it has traditionally offered. The facility has 27 practice rooms instead of 14 in the former building. The additional practice rooms and support areas have significantly improved the quality of the educational experience for music students.

The Music department move was needed to make room for the planned Student Services complex which will take the ground space currently occupied by Music and the Amphitheater.

- Project Schedule:** *Completed 2007*
- Project Bond Allocation:** \$2,005,434, Total Project Cost \$4,623,547
- Funding Sources:** Measure U

Performing Arts Complex

Project Description: The Music and Performing Arts Complex, Madison Campus project is SMC's comprehensive teaching, exhibit and performance facility for the arts. Within the framework of SMC's overall mission, the facility strives to promote artistic excellence, creativity, collaboration, and the free exchange of ideas in an open, caring, challenging yet supportive community of learners, thereby building new and future generations of artists and audiences.

The Music and Performing Arts Complex serves as an academic institution, accommodating the arts education programs and departments of SMC and serving the College community through exceptional training in the performing arts. Throughout the academic year, the theater serves as a large classroom or lecture hall suitable for screenings, performance workshops, guest speakers, and other classroom activities and College-related uses.

The facility's intent is to present programs and performances that reflect the cultural diversity, the multiplicity of interests, and the full range of ages that characterize the students of SMC and the residents of the region. The theater hopes to set a new standard for artistic excellence for SMC students and to attract the highest caliber of visiting artists to the venue.

The theater is located on the 4.4-acre former Madison Elementary School leased from the Santa Monica-Malibu Unified School District for 66 years, at 1310 11th Street. The theater addition is about 34,000 square feet and the existing building is about 40,000 square feet. The facility has 541 seats and state-of-the-art sound, lighting and production facilities. The project includes parking for 301 cars as well as improvements to the existing rehearsal hall.

Project Schedule: *Completed 2008*

Project Bond Allocation: \$37,610,965, Total Project Cost \$40,603,541

Funding Sources: Measure S and SMC Foundation

Earthquake Replacement Liberal Arts North

Earthquake Replacement Liberal Arts South

Project Description: The Liberal Arts Building, originally constructed in 1952, was extensively damaged during the 1994 Northridge Earthquake. The College determined that the replacement of the Liberal Arts Building was a more sensible, safe, and prudent course of action to take, rather than restoring the building back to its original 1952 configuration with respect to poor functionality, low technology and low efficiency.

The building has two wings, one for the history department and another for the social sciences. The first phase has nine classrooms and faculty offices, the second phase has 15 classrooms and faculty offices including lab and tutoring space. Each classroom is a "smart" classroom wired for computer and instructional technology.

The District has obtained funding from a variety of sources including federal, state and local (City of Santa Monica). Due to the funding timelines of the granting agencies the construction on one wing was started before funds were released for the second wing.

Project Schedule North: *Completed 2006*

Project Schedule South: *Completed 2007*

Project Bond Allocation: \$12,619,066, Total Project Cost \$29,260,946

Funding Sources: City of Santa Monica Earthquake Redevelopment, State, FEMA, Measure

Shuttle Replacement Parking

Project Description: The College has operated a shuttle parking lot at the Santa Monica Airport since 1988. This remote shuttle lot has played a major part in the college's transportation management program. In November of 2005 the City of Santa Monica commenced construction of a public park at the Airport and temporarily moved the shuttle lot to a beach parking lot. The beach lot was not suitable for long-term use by the College and the City asked the College to leave the location after the spring semester. In January of 2007, the College completed a purchase of 2.35 acres from Verizon at the corner of Stewart and Exposition in Santa Monica. Soon thereafter construction commenced on a 220-space parking lot which opened for fall 2007.

Project Schedule: *Completed 2007*

Project Bond Allocation: \$18,969,509

Funding Sources: Measure U

Northwest Quad Development

Project Description: Santa Monica College has very limited land space. Over the years, both the number of students and the number of buildings have grown on campus. In addition to this, after the 1994 Northridge earthquake a large number of temporary structures were placed on the campus to hold programs that were dislodged from their original buildings for repairs and renovations.

With the planned removal of many of the temporary structures, the College had the opportunity to create some much need open space on the campus. In addition, the 1998 Master Plan called for the removal of the Amphitheater to make way for the planned Student Services complex. An area needs to be provided for student events that were formally held in the Amphitheater. The new Library, Campus Theater, and Liberal Arts face the new "quad" area creating a central focal point for this portion of the campus.

Project Schedule: *Completed 2008*

Project Bond Allocation: \$11,338,463

Funding Sources: Measure U

Campus Infrastructure/Safety

Project Description: The major portion of the Santa Monica College campus was opened in 1952. Much of the original infrastructure still remains. Some of the infrastructure was damaged in the 1994 Northridge Earthquake. Pieces of the original infrastructure have been repaired and replaced over the years on a piecemeal basis. Changes in technology have rendered much of the original infrastructure obsolete. In addition, changes in society require that additional efforts are needed to provide a safe and secure environment for the campus community. Other safety upgrades include earthquake retrofits.

This project updates the infrastructure for traffic, water, gas, sewer, electrical, fire and security based upon recent master planning efforts. It also includes a suitable facility for the College's Information Technology area. The changes will be coordinated with building construction activity in the area. As part of the infrastructure project, the College will address circulation including improvement of the Pico Blvd. presentation, signage and way finding.

Project Schedule: *Substantially Complete*

Project Bond Allocation: \$4,027,569

Funding Sources: Measure U

Physical Education and Athletic Fields

Project Description: SMC currently offers credit classes in physical education, athletics, and kinesiology; non-credit courses in health and conditioning (through Emeritus College); and not-for credit courses in recreation and fitness (through Continuing and Community Education). Compared to most other campuses, SMC is deficient in field space. The Physical Education program lacks outdoor facilities available at other campuses, including a baseball field, a softball field, and a practice field for football, a soccer field, outdoor volleyball courts, and outdoor basketball courts. The District rents field space in order to offer some of these programs; however, there is insufficient field space in Santa Monica.

This project provided for field improvements and for the retrofit of existing College fields and athletic facilities or other fields available to the College for year-round usage. The first renovation was the John Adams Middle School Field. This field is shared by the College, Santa Monica-Malibu Unified School District, City of Santa Monica and community groups. The second field project was the SMC Corsair Field. All fields are made available for community use when not in instructional use.

Project Schedule: John Adams Middle School Field, *Completed 2008*
SMC Corsair Field, *Completed 2009*

Project Bond Allocation: \$7,411,575

Funding Sources: Measure S

Bundy West Building Classroom Completion

Project Description: Approximately 6,500 of unplanned space was left available when the West Building was completed at the Bundy Campus in 2005. With the expansion of the Workforce Development program along with the need for classroom swing space during construction at other sites, the vacant space was converted to academic use.

Project Schedule: *Completed 2012*

Estimated Project Cost: \$3,221,000

Funding Sources: Measure AA

Section II - Projects in Division of State Architect (DSA) Review

East Wing Earthquake Renovation – Performing Arts Campus

Project Description: During the construction of other improvements recently at the Performing Arts Campus (formerly the Madison site), it was discovered by the engineers that earthquake renovations required after the 1933 Long Beach Earthquake were never performed. The cost of bringing the building up to current codes was near the cost of a replacement building so the District planners have recommended a new more functional building that would replace the current multipurpose room and add two music classrooms.

Project Schedule: In DSA

Estimated Project Cost: \$12,292,000

Funding Sources: Measure AA

Replacement Health, Fitness, Dance, and PE Building plus Central Plant (Main Campus)

Project Description: The systems of the existing building are in poor condition and the fire safety system needs upgrading. A new replacement building would also provide today's more specialized fitness and individual sports labs, as well as remedy an existing deficiency in support facilities for women and an existing deficiency in practice and demonstration rooms for dance.

Since this building is located in the center of campus, it is an ideal location for the central cooling plant which is an energy efficiency project designed to generate chilled water for efficiently for air cooling in buildings throughout the main campus.

Project Schedule: In DSA

Estimated Project Cost: \$40,200,333

Funding Sources: Measure AA, State Energy Incentives, Energy Cost Savings

Section III – Projects in Construction

Information Technology Relocation (Main Campus)

Project Description: The Information Technology department located in Drescher Hall supports the use of information systems on campus. The current server room can no longer support the power and air conditioning needs of the increasingly more powerful servers that are in use today. The plan is to move the department to a new building adjacent to the College's Media Center, which is located on the south end of the Library. Much of the campus technology infrastructure is already located in the Media Center, and the departments work cooperatively on many projects. The project will consist of a new 14,000 SF building and 11,000 SF remodeling of the existing Media Center. The space vacated in Drescher Hall will be converted to academic use as part of a future project.

Project Schedule: Under Construction

Estimated Project Cost: \$19,029,472

Funding Sources: Measure AA

Media and Technology-Driven Programs Complex (Academy Campus)

Project Description: The College operates a variety of programs in the digital arts, media, communication, and broadcasting fields. These programs currently reside in 1950s era buildings that cannot support the modern infrastructure necessary for digital and online programs. A new Media and Technology complex is proposed to house these digital technology-intensive programs. The facilities will have the data, communications, electrical, and ventilation systems necessary to support these programs in the future. The proposed location is a campus site in the heart of Santa Monica's media and entertainment district where some of SMC's existing digital arts programs are housed. One phase of the project would renovate and add additional space to the existing building to house and expand SMC's Communication programs. An additional phase would relocate the College's radio station KCRW, which has outgrown its space, into a new building on the site. Moving KCRW, a nationally-recognized leader in new media and online delivery, to this site would provide a dynamic asset to SMC's current and future media and technology-driven instructional programs.

Project Schedule: Parking Structure in Construction, Buildings in DSA

Estimated Project Cost: \$61,480,824

Funding Sources: Measure AA, KCRW Foundation

Section IV – Projects in Active Planning Phases

Early Childhood Development Lab & Replacement Childcare Center

Project Description: SMC currently has no dedicated childcare facility and offers lab instruction through various local childcare providers. The District lacks a teaching laboratory facility in Early Childhood Education available at many other community colleges. This project provides for a childcare center for college students and the community plus a new Early Childhood Development Lab to be operated in conjunction with the childcare facility. The District will seek public agency, institutional, and non-profit partnerships in order to reduce capital costs and to operate the facility in a cost-effective manner. The City of Santa Monica is a partner in this project, providing the site at the Civic Center and a portion of the building funds.

Project Schedule: In Design

Estimated Project Cost: \$11,318,000

Funding Sources: Measure S with City of Santa Monica

Malibu Site Acquisition and Facility

Project Description: In the 1970s and early 1980s, Santa Monica College offered about 70 general education classes and several non-credit classes in Malibu throughout a semester. Today, the program is limited to a few classes offered in school district buildings.

The recommended site acquisition and facility will be a classroom facility to provide general education classes, science, art and Emeritus College classes. There is also an interpretive center to highlight natural environment and history of Malibu and a Sheriff's sub-station. The District has worked cooperatively with the City of Malibu and the County of Los Angeles in planning a site at the Malibu Civic Center.

Project Schedule: Preliminary Planning Started

Estimated Project Cost: \$31,069,031

Funding Sources: Measure S, AA

Student Services Building

Project Description: In conformance with the 1998 SMC Adopted Master Plan, this project will combine and provide improved user access to various student services and some administrative functions.

The new Student Services portion of this proposed building will facilitate the centralization of all Student Services operations that are also presently dispersed throughout the campus and housed in temporary buildings. This project provides office and service space for approximately 25 Student Services functions.

The Administration portion of this proposed project will house Academic and Student Services administrators to be integrated along with the Student Services functions to provide a one-stop service delivery location. The new building will be sited near the Pico Boulevard main entrance to the SMC campus and thereby provide immediate access for students and members of the college community.

This proposed project also includes accommodation for vehicular access/egress, and underground parking, all in compliance with the Master Plan goal to provide more below grade vehicle parking at the main campus.

Project Schedule: *Phase I completed; Phase II design started*

Estimated Project Cost: \$94,027,100

Funding Sources: Measure S, U and AA

Energy Efficiency Projects

Project Description: This project provides for upgrades to existing and future District facilities, for energy efficiency, including the use of certain energy generation and cogeneration technologies, and to meet modern sustainability practice.

Project Schedule: Solar and Energy Efficiency Projects – In Planning

Estimated Project Cost: \$4,650,136

Funding Sources: Measure S, District Capital Funds, State Energy Incentives, Energy Cost Savings

Section IV – Future Projects

Projects with funding sources identified but not yet in active planning:

Replacement Math and Science Extension Building (Main Campus)

Project Description: The math department is currently operating in a temporary facility that is nearing the end of its life cycle. Additionally, new California regulations require an increase in minimum math competencies beginning in Fall 2009. The current facility lacks the infrastructure to support modern classroom technology. The Earth, Life, and Physical Sciences programs are operating in spaces that are too small and scattered around the campus. This inhibits the sharing of resources and incurs expensive replacement costs for laboratory teaching materials. There are insufficient science lab classrooms to offer needed course sections for the Allied Health and Nursing program.

New Career Opportunity and Career Advancement Instructional and Job-Training Building (Bundy Campus)

Project Description: SMC's workforce development program is now regarded as one of the most successful in California. A new facility would provide the program with modern classrooms that can be adapted to ongoing need, including the one-stop services often required in training and working with employers to hire employees new to the workforce. The facility would house training programs provided by College, City, County, and other agency providers. The new facility would also allow SMC to provide advanced instruction tailored to the needs of the Westside workforce, in partnership with other agencies. The facility is included in the Bundy Campus Master Plan.

Drescher Hall: Academic Facilities Modernization, Pico Promenade

Project Description: A current project includes the transformation of the Pico Boulevard side of the campus. One component of this project is a remodel of Drescher Hall, built in the 1960s for the teaching of vocational trades. The building lacks modern infrastructure and is not easily accessible on the first floor. The Photography Department is currently split between this building and the Business Building. This modernization project consolidates the photo program in one location in Drescher Hall and accommodates an expanded use of digital photo technologies. Also, ESL (English as a Second Language) is currently in temporary facilities located at the far edge of campus. This project will consolidate ESL in Drescher Hall and provide an opportunity for program modernizations and improvements. The modernization will also provide a fire system upgrade.

This project would also make improvements to the college frontage on Pico including a transit plaza to serve the increasing number of students that take advantage of public transportation.

SANTA MONICA COMMUNITY COLLEGE DISTRICT
MEASURE U EXPENDITURES
 FUND 42.2
 As of June 30, 2013

Projects	Budget	02/03 Final	03/04 Final	04/05 Final	05/06 Final	06/07 Final	07/08 Final	08/09 Final	09/10 Final	10/11 Final	11/12 Final	12/13 Final	Combined Totals
U7100010													
Purchase of BAE Airport Site (A)													
Site Acquisition		\$0	\$0	\$0	\$30,280,878	\$0	\$0	\$0	\$0	\$0	\$0	\$0	\$30,280,878
Total		\$0	\$0	\$0	\$30,280,878	\$0	\$0	\$0	\$0	\$0	\$0	\$0	\$30,280,878
Project Budget	\$30,280,878												
Less Other Funding	\$0												
Net	\$30,280,878												
Actual Measure U Expenditures	\$30,280,878												
Running Balance	\$0												
U7100028													
Emeritus College Facility (B)													
Site Acquisition		\$8,658,675	\$0	\$0	\$0	\$0	\$0	\$0	\$0	\$0	\$0	\$0	\$8,658,675
Legal		\$14,649	\$3,009	\$20,421	\$0	\$0	\$0	\$0	\$0	\$0	\$0	\$0	\$38,078
Architect		\$93,735	\$27,831	\$161	\$0	\$0	\$0	\$0	\$0	\$0	\$0	\$0	\$121,727
Engineering		\$18,400	\$0	\$0	\$0	\$0	\$0	\$0	\$0	\$0	\$0	\$0	\$18,400
Supply		\$0	\$4,461	\$0	\$0	\$0	\$0	\$0	\$0	\$0	\$0	\$0	\$4,461
Building & Additions		\$0	\$17,496	\$0	\$4,000	\$0	\$0	\$0	\$0	\$0	\$0	\$0	\$21,496
Cap Equipment		\$0	\$49,406	\$0	\$0	\$0	\$0	\$0	\$0	\$0	\$0	\$0	\$49,406
Non-Cap Equipment		\$0	-\$2,197	\$0	-\$108	\$0	\$0	\$0	\$0	\$0	\$0	\$0	-\$2,305
Total		\$8,785,459	\$100,007	\$20,582	\$3,892	\$0	\$0	\$0	\$0	\$0	\$0	\$0	\$8,909,940
Project Budget	\$9,603,782												
Received													
Less Other Funding*	\$693,842												
Net	\$8,909,940												
Actual Measure U Expenditures	\$8,909,940												
Running Balance	\$0												
* Other Funding Source: Emeritus College Foundation \$693,842 received													
U7100006													
1738 Pearl Street (C)													
Site Acquisition		\$0	\$704,534	\$0	\$0	\$0	\$0	\$0	\$0	\$0	\$0	\$0	\$704,534
Site Improvement		\$0	\$3,250	\$0	\$0	\$0	\$0	\$0	\$0	\$0	\$0	\$0	\$3,250
Building & Additions		\$0	\$41,424	\$0	\$0	\$0	\$0	\$0	\$0	\$0	\$0	\$0	\$41,424
Total		\$0	\$749,208	\$0	\$0	\$0	\$0	\$0	\$0	\$0	\$0	\$0	\$749,208
Project Budget	\$749,208												
Less Other Funding	\$0												
Net	\$749,208												
Actual Measure U Expenditures	\$749,208												
Running Balance	\$0												

SANTA MONICA COMMUNITY COLLEGE DISTRICT
MEASURE U EXPENDITURES
 FUND 42.2
 As of June 30, 2013

Projects	Budget	02/03 Final	03/04 Final	04/05 Final	05/06 Final	06/07 Final	07/08 Final	08/09 Final	09/10 Final	10/11 Final	11/12 Final	12/13 Final	Combined Totals
U7100026													
PE Temporary Building Replacement (D)													
Architect		\$148,055	\$42,372	\$6,220	\$485	\$0	\$0	\$0	\$0	\$0	\$0	\$0	\$197,133
Building & Additions		\$43,866	\$1,922,493	\$415,932	\$0	\$0	\$0	\$0	\$0	\$0	\$0	\$0	\$2,382,291
Inspection & Testing		\$6,455	\$136,510	\$716	\$0	\$0	\$0	\$0	\$0	\$0	\$0	\$0	\$143,681
Project Management		\$4,800	\$56,247	\$5,225	\$0	\$0	\$0	\$0	\$0	\$0	\$0	\$0	\$66,272
Advertising and Moving Expenses		\$763	\$0	\$6,893	\$0	\$0	\$0	\$0	\$0	\$0	\$0	\$0	\$7,656
Total		\$203,939	\$2,157,622	\$434,987	\$485	\$0	\$0	\$0	\$0	\$0	\$0	\$0	\$2,797,033
Project Budget	\$2,797,033												
Less Other Funding	\$0												
Net	\$2,797,033												
Actual Measure U Expenditures	\$2,797,033												
Running Balance	\$0												
U7100310													
Remodel Library Village for Math (E)													
Moving Exp.		\$0	\$38,625	\$0	\$0	\$0	\$0	\$0	\$0	\$0	\$0	\$0	\$38,625
Building & Additions		\$0	\$1,036,490	\$115,653	\$0	\$0	\$0	\$0	\$0	\$0	\$0	\$0	\$1,152,143
Architect		\$104,992	\$27,141	\$1,340	\$486	\$0	\$0	\$0	\$0	\$0	\$0	\$0	\$133,959
Engineering		\$0	\$2,658	\$0	\$0	\$0	\$0	\$0	\$0	\$0	\$0	\$0	\$2,658
Inspection & Testing		\$0	\$27,083	\$25,175	\$0	\$0	\$0	\$0	\$0	\$0	\$0	\$0	\$52,258
Project Management		\$0	\$51,679	\$4,400	\$0	\$0	\$0	\$0	\$0	\$0	\$0	\$0	\$56,079
Advertising and Moving Expenses		\$207	\$10,137	\$12,623	\$486	\$0	\$0	\$0	\$0	\$0	\$0	\$0	\$22,967
Total		\$105,199	\$1,193,813	\$159,191	\$486	\$0	\$0	\$0	\$0	\$0	\$0	\$0	\$1,458,690
Project Budget	\$1,458,690												
Less Other Funding	\$0												
Net	\$1,458,690												
Actual Measure U Expenditures	\$1,458,690												
Running Balance	\$0												

SANTA MONICA COMMUNITY COLLEGE DISTRICT
 MEASURE U EXPENDITURES
 FUND 42.2
 As of June 30, 2013

Projects	Budget	02/03 Final	03/04 Final	04/05 Final	05/06 Final	06/07 Final	07/08 Final	08/09 Final	09/10 Final	10/11 Final	11/12 Final	12/13 Final	Combined Totals
U7100027													
SM Airport Campus Site Improvements (F)													
Supplies		\$0	\$26,234	\$975	\$5,873	\$0	\$0	\$0	\$0	\$0	\$0	\$0	\$33,082
Misc Fees		\$0	\$25	\$0	\$0	\$34,274	\$0	\$0	\$0	\$0	\$0	\$0	\$34,299
Other Contract Services		\$3,860	\$11,508	\$8,434	\$1,501	\$0	\$0	\$0	\$0	\$0	\$0	\$0	\$25,302
Site Improvement		\$0	\$15,182	\$0	\$5,790	\$7,237	\$0	\$0	\$0	\$0	\$0	\$0	\$28,209
Building & Additions		\$0	\$1,495,697	\$1,670,788	\$4,824	\$0	\$0	\$0	\$0	\$0	\$0	\$0	\$3,171,309
Architect		\$104,934	\$500	\$0	\$43,570	\$0	\$0	\$0	\$0	\$0	\$0	\$0	\$149,004
Engineering		\$35,000	\$148,304	\$950	\$10,040	\$0	\$0	\$0	\$0	\$0	\$0	\$0	\$194,294
Inspection & Testing		\$5,032	\$118,662	\$191,271	\$0	\$0	\$0	\$0	\$0	\$0	\$0	\$0	\$314,965
Project Management		\$750	\$155,798	\$38,425	\$1,365	\$220	\$0	\$0	\$0	\$0	\$0	\$0	\$196,558
City Fees, Advertising and Security System		\$16,587	\$1,802	\$327	\$150	\$4,375	\$0	\$0	\$0	\$0	\$0	\$0	\$23,241
Total		\$166,163	\$1,958,530	\$1,926,352	\$73,113	\$46,106	\$0	\$0	\$0	\$0	\$0	\$0	\$4,170,264
Project Budget	\$4,170,264												
Less Other Funding	\$0												
Net	\$4,170,264												
Actual Measure U Expenditures	\$4,170,264												
Running Balance	\$0												
U7110027													
SM Airport Campus West Building (G)													
Supply		\$0	\$0	\$17,650	\$28,017	\$0	\$0	\$0	\$0	\$0	\$0	\$0	\$45,667
Other Contract Services		\$0	\$0	\$0	\$3,576	\$0	\$0	\$0	\$0	\$0	\$0	\$0	\$3,576
Moving Expenses		\$0	\$0	\$180	\$15,824	\$0	\$0	\$0	\$0	\$0	\$0	\$0	\$16,004
Building & Additions		\$0	\$0	\$15,037,532	\$1,256,065	\$46,946	\$0	\$0	\$0	\$0	\$0	\$0	\$16,340,543
Architect		\$0	\$971,954	\$1,043,950	\$49,779	\$1,147	\$0	\$0	\$0	\$0	\$0	\$0	\$2,066,830
Engineering		\$0	\$2,920	\$9,800	\$5,010	\$963	\$0	\$0	\$0	\$0	\$0	\$0	\$18,693
Inspection & Testing		\$0	\$21,173	\$126,510	\$9,856	\$0	\$0	\$0	\$0	\$0	\$0	\$0	\$157,539
Project Management		\$0	\$14,450	\$313,715	\$13,956	\$0	\$0	\$0	\$0	\$0	\$0	\$0	\$342,121
Cap Equipment		\$0	\$49,795	\$326,382	\$4,792	\$0	\$0	\$0	\$0	\$0	\$0	\$0	\$380,969
Non-Cap Equipment		\$0	\$0	\$280,558	\$57,240	\$0	\$0	\$0	\$0	\$0	\$0	\$0	\$337,798
Total		\$0	\$1,060,292	\$17,156,277	\$1,444,115	\$49,056	\$0	\$0	\$0	\$0	\$0	\$0	\$19,709,741
Project Budget	\$19,709,741												
Less Other Funding	\$0												
Net	\$19,709,741												
Actual Measure U Expenditures	\$19,709,741												
Running Balance	\$0												

SANTA MONICA COMMUNITY COLLEGE DISTRICT
 MEASURE U EXPENDITURES
 FUND 42.2
 As of June 30, 2013

Projects	Budget	02/03 Final	03/04 Final	04/05 Final	05/06 Final	06/07 Final	07/08 Final	08/09 Final	09/10 Final	10/11 Final	11/12 Final	12/13 Final	Combined Totals
U7100025													
Theatre Arts Renovation (H)													
Supplies		\$0	\$8,904	-\$14	\$12,858	\$16,619	\$0	\$0	\$0	\$0	\$0	\$0	\$38,367
Legal		\$0	\$0	\$0	\$0	\$0	\$0	\$0	\$0	\$0	\$0	\$0	\$0
Moving Services		\$0	\$0	\$0	\$0	\$14,061	\$0	\$0	\$0	\$0	\$0	\$0	\$14,061
Other Contract Services		\$0	\$0	\$0	\$0	\$0	\$0	\$5,245	\$0	\$0	\$0	\$0	\$5,245
Rental / Lease		\$0	\$1,446	\$2,200	\$0	\$0	\$0	\$0	\$0	\$0	\$0	\$0	\$3,646
Building & Additions		\$528	\$1,326,630	\$4,540,487	\$10,897,603	\$56,122	\$25,220	\$0	\$0	\$0	\$0	\$0	\$16,846,590
Architect		\$289,913	\$369,213	\$423,416	\$82,639	\$0	\$0	\$0	\$0	\$0	\$0	\$0	\$1,165,181
Engineering		\$6,174	\$2,981	\$16,606	\$2,375	\$1,250	\$0	\$0	\$0	\$0	\$0	\$0	\$29,386
Inspection & Testing		\$150	\$14,785	\$353,890	\$297,675	\$1,116	\$0	\$0	\$0	\$0	\$0	\$0	\$667,616
Project Management		\$150	\$45,698	\$184,219	\$193,898	\$14,818	\$230	\$0	\$0	\$0	\$0	\$0	\$439,013
Cleaning, Storage and Installation		\$0	\$812	\$0	\$2,548	\$2,267	\$0	\$0	\$0	\$0	\$0	\$0	\$5,627
Cap Equipment		\$0	\$31,638	\$0	\$6,458	\$59,689	\$0	\$0	\$0	\$0	\$0	\$0	\$97,785
Non-Cap Equipment		\$0	\$2,388	\$0	\$36,749	\$145,294	\$0	\$0	\$0	\$0	\$0	\$0	\$184,432
Total		\$296,915	\$1,804,496	\$5,520,804	\$11,532,803	\$311,236	\$25,450	\$5,245	\$0	\$0	\$0	\$0	\$19,496,949
Project Budget	\$19,496,949												
Less Other Funding	\$0												
Net	\$19,496,949												
Actual Measure U Expenditures	\$19,496,949												
Running Balance	\$0												

U7100110													
Earthquake Rpl. Liberal Arts North (I)													
Supplies		\$0	\$0	\$0	\$0	\$1,408	\$0	\$75	\$0	\$0	\$0	\$0	\$1,483
Legal		\$0	\$0	\$0	\$0	\$887	\$0	\$0	\$0	\$0	\$0	\$0	\$887
Other Contract Services		\$0	\$0	\$0	\$0	\$75	\$0	\$0	\$0	\$0	\$0	\$0	\$75
Building & Additions		\$265	\$0	\$1,043,660	\$5,916,281	-\$973,001	\$321,345	\$14,898	\$0	-\$834,764	\$0	-\$1,127,809	\$4,360,876
Architect		\$0	\$611,732	\$102,824	\$209,490	\$216,563	\$21,215	\$3,465	\$0	\$0	\$0	\$0	\$1,165,289
Engineering		\$3,248	\$4,295	\$0	\$250	\$0	\$250	\$0	\$0	\$0	\$0	\$0	\$8,043
Inspection & Testing		\$0	\$0	\$28,312	\$326,203	\$77,942	\$0	\$0	\$0	\$0	\$0	\$0	\$432,458
Project Management		\$0	\$26,072	\$33,549	\$128,937	\$124,222	\$255	\$1,155	\$286	\$0	\$0	\$0	\$314,475
Advertising and Fees		\$0	\$0	\$7,334	\$0	\$0	\$0	\$0	\$0	\$0	\$0	\$0	\$7,334
Cap-Equipment		\$0	\$0	\$0	\$0	\$25,356	\$12,579	\$0	\$0	\$0	\$0	\$0	\$37,935
Non-Cap Equipment		\$0	\$0	\$0	\$2,033	\$170,425	\$4,093	\$0	\$0	\$0	\$0	\$0	\$176,550
Total		\$3,513	\$642,095	\$1,215,679	\$6,583,194	-\$356,123	\$359,737	\$19,592	\$286	-\$834,764	\$0	-\$1,127,809	\$6,505,400
Project Budget	\$12,527,726	Received											
Less Other Funding*	\$6,022,324												
Net	\$6,505,402												
Actual Measure U Expenditures	\$6,505,400												
Running Balance	\$2												

* Other Funding Source:
 City of Santa Monica \$4,039,753 received
 FEMA \$1,982,571 committed, \$1,982,571 received

SANTA MONICA COMMUNITY COLLEGE DISTRICT
 MEASURE U EXPENDITURES
 FUND 42.2
 As of June 30, 2013

Projects	Budget	02/03 Final	03/04 Final	04/05 Final	05/06 Final	06/07 Final	07/08 Final	08/09 Final	09/10 Final	10/11 Final	11/12 Final	12/13 Final	Combined Totals
U7100013, U7100047													
Music Complex (J)													
Advertising		\$0	\$0	\$436	\$0	\$0	\$0	\$0	\$0	\$0	\$0	\$0	\$436
Supplies		\$0	\$0	\$0	\$0	\$194	\$19,094	\$0	\$0	\$0	\$0	\$0	\$19,288
Consultants		\$0	\$0	\$0	\$0	\$0	\$36,000	\$0	\$0	\$0	\$0	\$0	\$36,000
Other Contract Services		\$0	\$0	\$0	\$0	\$0	\$180	\$0	\$0	\$0	\$0	\$0	\$180
Moving Services		\$0	\$0	\$0	\$0	\$0	\$6,330	\$0	\$0	\$0	\$0	\$0	\$6,330
Building & Additions		\$0	\$0	\$356,464	\$1,293,726	-\$737,213	\$273,531	\$0	\$0	\$0	\$0	\$0	\$1,186,509
Architect		\$0	\$187,922	\$22,500	\$37,227	\$38,448	\$4,052	\$14,356	\$0	\$681	\$225	\$3,992	\$309,403
Engineering		\$0	\$0	\$0	\$0	\$0	\$0	\$21,370	\$0	\$0	\$0	\$0	\$21,370
Inspection & Testing		\$0	\$0	\$29,740	\$19,265	\$26,238	\$35,860	\$0	\$0	\$0	\$0	\$0	\$111,122
Project Management		\$0	\$170	\$36,739	\$36,351	\$56,914	\$16,200	\$1,288	\$0	\$0	\$0	\$0	\$147,662
Cap Equipment		\$0	\$0	\$0	\$0	\$0	\$62,600	\$0	\$0	\$0	\$0	\$0	\$62,600
Non-Cap Equipment		\$0	\$0	\$0	\$0	\$29,852	\$78,582	\$0	\$0	\$0	\$0	\$0	\$108,434
Total		\$0	\$188,092	\$445,879	\$1,386,568	-\$685,566	\$532,447	\$37,014	\$0	\$681	\$225	\$3,992	\$2,009,333
Project Budget	\$4,627,446	Received											
Less Other Funding*	\$2,618,113												
Net	\$2,009,333												
Actual Measure U Expenditures	\$2,009,333												
Running Balance	\$0												

* Other Funding Source:
 Prop T Refinance \$2,618,113 received

Projects	Budget	02/03 Final	03/04 Final	04/05 Final	05/06 Final	06/07 Final	07/08 Final	08/09 Final	09/10 Final	10/11 Final	11/12 Final	12/13 Final	Combined Totals
U7100111													
Earthquake Rpl. Liberal Arts South (K)													
Supply		\$0	\$0	\$855	\$2,497	\$379	\$23,811	\$75	\$0	\$0	\$0	\$0	\$27,618
Legal		\$0	\$0	\$0	\$0	\$0	\$2,203	\$50	\$0	\$0	\$0	\$0	\$2,253
Moving Services		\$0	\$0	\$0	\$0	\$0	\$4,063	\$0	\$0	\$0	\$0	\$0	\$4,063
Consultants		\$0	\$0	\$0	\$17,266	\$4,435	\$0	\$0	\$0	\$0	\$0	\$0	\$58,700
Other Contract Services		\$0	\$0	\$6,154	\$202	\$0	\$0	\$0	\$0	\$0	\$0	\$0	\$6,356
Building & Additions		\$0	\$0	\$26,302	\$3,091,306	\$5,706,802	-\$4,642,459	\$0	\$91,516	\$0	\$0	\$0	\$4,273,467
Architect		\$0	\$0	\$836,555	-\$503,297	\$163,506	\$183,877	\$39,984	\$2,549	\$0	\$0	\$0	\$723,174
Engineering		\$0	\$0	\$3,125	\$150	\$5,344	\$500	\$0	\$0	\$0	\$0	\$0	\$9,119
Inspection & Testing		\$0	\$0	\$0	\$179,798	\$296,015	\$68,273	\$0	\$0	\$0	\$0	\$0	\$544,086
Project Management		\$0	\$0	\$0	\$43,989	\$262,598	\$52,690	\$1,722	\$1,278	\$0	\$0	\$0	\$362,276
Cap-Equipment		\$0	\$0	\$0	\$0	\$0	\$0	\$0	\$0	\$0	\$0	\$0	\$0
Non-Cap Equipment		\$0	\$0	\$0	\$0	\$58,726	\$45,388	-\$7,074	\$0	\$0	\$0	\$0	\$97,040
Total		\$0	\$0	\$872,991	\$2,831,909	\$6,534,806	-\$4,261,655	\$34,757	\$95,342	\$0	\$0	\$0	\$6,108,150
Project Budget	\$16,733,220	Received											
Less Other Funding*	\$10,625,070												
Net	\$6,108,150												
Actual Measure U Expenditures	\$6,108,150												
Running Balance	\$0												

* Other Funding Source:
 City of Santa Monica \$6,167,070 received
 State of California \$4,458,000 received

SANTA MONICA COMMUNITY COLLEGE DISTRICT
 MEASURE U EXPENDITURES
 FUND 42.2
 As of June 30, 2013

Projects	Budget	02/03 Final	03/04 Final	04/05 Final	05/06 Final	06/07 Final	07/08 Final	08/09 Final	09/10 Final	10/11 Final	11/12 Final	12/13 Final	Combined Totals
U7100221													
Shuttle Replacement Parking (L)													
Supplies		\$0	\$0	\$0	\$0	\$0	\$1,347	\$0	\$0	\$0	\$0	\$0	\$1,347
Legal		\$0	\$0	\$0	\$8,462	\$35,103	\$0	\$0	\$0	\$0	\$0	\$0	\$43,565
Site Acquisition		\$0	\$0	\$0	\$0	\$16,903,087	\$0	\$0	\$0	\$0	\$0	\$0	\$16,903,087
Site Improvement		\$0	\$0	\$0	\$0	\$3,027	\$0	\$0	\$0	\$0	\$0	\$0	\$3,027
Building & Additions		\$0	\$0	\$0	\$0	\$484,000	\$1,252,224	\$2,353	\$0	\$0	\$0	\$0	\$1,738,577
Architect		\$0	\$0	\$0	\$0	\$51,569	\$7,208	\$0	\$0	\$0	\$0	\$0	\$58,777
Inspection & Testing		\$0	\$0	\$0	\$0	\$139,822	\$41,250	\$0	\$0	\$0	\$0	\$0	\$181,072
Project Management		\$0	\$0	\$0	\$0	\$7,631	\$32,425	\$0	\$0	\$0	\$0	\$0	\$40,056
Total		\$0	\$0	\$0	\$8,462	\$17,624,240	\$1,334,455	\$2,353	\$0	\$0	\$0	\$0	\$18,969,509
Project Budget	\$18,969,509												
Less Other Funding	\$0												
Net	\$18,969,509												
Actual Measure U Expenditures	\$18,969,509												
Running Balance	\$0												

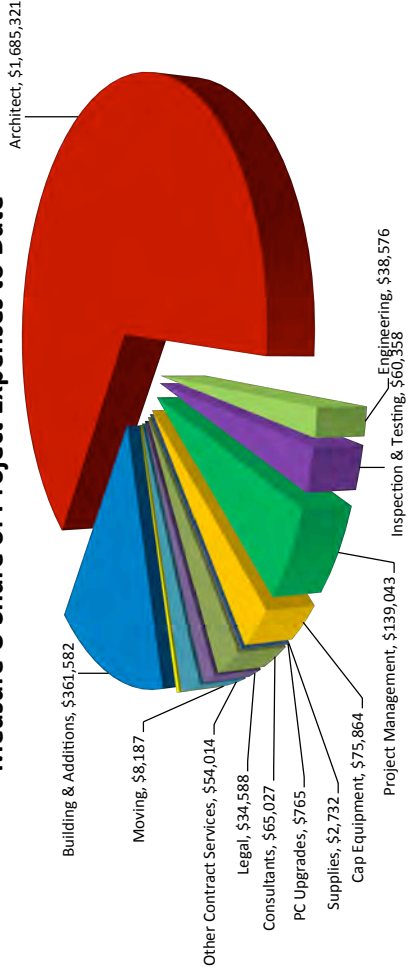
U7100321													
North Quad Plaza (M)													
Legal		\$0	\$0	\$0	\$0	\$0	\$3,825	\$5,604	\$0	\$0	\$0	\$0	\$9,429
Building & Additions		\$0	\$0	\$0	\$0	-\$443	\$6,130,081	\$3,634,487	\$0	\$0	\$0	\$0	\$9,764,125
Architect		\$0	\$231,055	\$8,444	\$140,048	\$435,618	\$171,225	\$68,633	\$2,901	\$10,483	\$0	\$0	\$1,068,407
Engineering		\$0	\$0	\$0	\$0	\$0	\$0	\$0	\$0	\$0	\$0	\$0	\$0
Inspection & Testing		\$0	\$0	\$0	\$0	\$0	\$186,220	\$107,477	\$328	\$0	\$0	\$0	\$294,025
Project Management		\$0	\$0	\$760	\$210	\$2,200	\$135,601	\$55,782	\$606	\$0	\$0	\$0	\$196,158
Printing		\$0	\$0	\$0	\$0	\$0	\$0	\$0	\$0	\$0	\$0	\$0	\$0
Cap Equipment		\$0	\$1,900	\$0	\$0	\$0	\$0	\$0	\$0	\$0	\$0	\$0	\$1,900
Total		\$0	\$232,955	\$9,204	\$140,258	\$437,375	\$6,626,952	\$3,927,402	\$3,834	\$10,483	\$0	\$0	\$11,388,463
Project Budget	\$11,388,463												
Less Other Funding	\$0												
Net	\$11,388,463												
Actual Measure U Expenditures	\$11,388,463												
Running Balance	\$0												

SANTA MONICA COMMUNITY COLLEGE DISTRICT
MEASURE U EXPENDITURES
 FUND 42.2
 As of June 30, 2013

Projects	Budget	02/03 Final	03/04 Final	04/05 Final	05/06 Final	06/07 Final	07/08 Final	08/09 Final	09/10 Final	10/11 Final	11/12 Final	12/13 Final	Combined Totals
U7100500, U7126450, U7100334, U7100142													
Student Services Building (O)													
Supplies		\$2,014	\$0	\$0	\$0	\$0	\$0	\$718	\$0	\$0	\$0	\$0	\$2,732
PC Upgrades		\$0	\$765	\$0	\$0	\$0	\$0	\$0	\$0	\$0	\$0	\$0	\$765
Consultants		\$0	\$0	\$0	\$0	\$9,334	\$55,693	\$0	\$0	\$0	\$0	\$0	\$65,027
Legal		\$0	\$0	\$0	\$0	\$38	\$2,775	\$31,776	\$0	\$0	\$0	\$0	\$34,588
Other Contract Services		\$210	\$0	\$0	\$0	\$0	\$17,561	\$17,495	\$18,817	\$-70	\$0	\$0	\$54,014
Moving		\$7,571	\$0	\$0	\$0	\$0	\$0	\$616	\$0	\$0	\$0	\$0	\$8,187
Building & Additions		\$359,141	\$2,441	\$0	\$0	\$0	\$0	\$0	\$0	\$0	\$0	\$0	\$361,582
Architect		\$31,782	\$0	\$235,230	\$0	\$43,992	\$0	\$690,099	\$208,521	\$38,643	\$-48,442	\$388,611	\$1,685,321
Engineering		\$1,838	\$0	\$0	\$0	\$0	\$0	\$6,205	\$27,363	\$3,171	\$0	\$0	\$38,576
Inspection & Testing		\$0	\$0	\$0	\$0	\$0	\$0	\$25,670	\$34,687	\$0	\$0	\$0	\$60,358
Project Management		\$4,650	\$0	\$2,470	\$0	\$1,100	\$0	\$124,148	\$0	\$0	\$0	\$0	\$139,043
Cap Equipment		\$59,063	\$0	\$0	\$0	\$0	\$8,745	\$8,056	\$0	\$0	\$0	\$0	\$75,864
Total		\$466,268	\$3,207	\$237,700	\$0	\$54,464	\$110,445	\$913,802	\$254,701	\$41,744	\$48,442	\$395,286	\$2,526,058
Project Budget		\$53,521,913	Received										
Less Other Funding*		\$32,858,494											
Net		\$20,663,419											
Actual Measure U Expenditures		\$2,526,058											
Running Balance		\$18,137,361											

* Other Funding Source:
 State of California \$16,803,000 allocated, \$1,321,000 received
 District Capital Funds \$9,836,591 committed
 Measure U Interest \$6,218,903 allocated

Measure U Share of Project Expenses to Date



Student Services Building

Project Description:
 Consolidates various student services departments and college administration in a single complex at the front of the campus

Facility Size:
 83,634 sq/ft & 500 cars underground parking structure

Status:
 Redesign

Architect:
 Steinberg Architects, Morris Architects

Contractor:

SANTA MONICA COMMUNITY COLLEGE DISTRICT
MEASURE U EXPENDITURES
 FUND 42.2
 As of June 30, 2013

Projects	Budget	02/03 Final	03/04 Final	04/05 Final	05/06 Final	06/07 Final	07/08 Final	08/09 Final	09/10 Final	10/11 Final	11/12 Final	12/13 Final	Combined Totals
U7100090													
Science Complex Additional (P)													
Architect		\$0	\$0	\$0	\$0	\$246,425	\$61,911	\$0	\$0	\$0	\$0	\$0	\$308,336
Total		\$0	\$0	\$0	\$0	\$246,425	\$61,911	\$0	\$0	\$0	\$0	\$0	\$308,336
Project Budget	\$308,336												
Less Other Funding	\$0												
Net	\$308,336												
Actual Measure U Expenditures	\$308,336												
Running Balance	\$0												
U6780000, U7100022, U7100331, U7100550, U7100005, U7100030, U7100031, U7100029, U7100003, U7100008, U7100332, U7100072, U7100042, U7100056, U7100039													
Infrastructure & Safety (Q)													
Supplies		\$0	\$0	\$254	\$0	\$0	\$0	\$1,700	\$1,393	\$0	\$0	\$0	\$3,347
Consultants		\$0	\$0	\$0	\$0	\$0	\$0	\$16,734	\$0	\$0	\$0	\$0	\$16,734
Maintenance Agreement		\$0	\$0	\$0	\$0	\$0	\$0	\$0	\$0	\$14,673	\$12,979	\$12,979	\$40,632
Legal		\$0	\$0	\$0	\$0	\$0	\$3,527	\$3,294	\$0	\$0	\$0	\$0	\$6,821
Other Contract Services		\$0	\$0	\$0	\$0	\$0	\$7,825	\$81,445	\$203,383	\$3,320	\$0	\$0	\$295,973
Building & Additions		\$681,900	\$195,175	\$20,600	\$0	\$200,620	\$733	\$0	\$0	\$0	\$0	\$0	\$1,099,028
Architect		\$69,081	\$42,108	\$0	\$155,321	\$448,507	\$91,127	\$4,227	\$0	\$0	\$0	-\$1,365	\$809,005
Engineering		\$8,050	\$0	\$0	\$6,750	\$12,000	\$18,429	\$2,360	\$0	\$0	\$0	\$0	\$47,569
Inspection & Testing		\$2,241	\$4,250	\$0	\$0	\$0	\$5,807	\$0	\$0	\$0	\$0	\$0	\$12,298
Project Management		\$0	\$2,805	\$0	\$0	\$3,520	\$1,840	\$38	\$196	\$0	\$0	\$0	\$8,399
Cap Equipment		\$0	\$0	\$0	\$0	\$0	\$0	\$895,171	\$349,531	\$40,002	\$0	\$0	\$1,628,565
Non-Cap Equipment		\$0	\$0	\$0	\$0	\$0	\$0	\$0	\$4,216	\$0	\$29,694	\$0	\$33,910
Advertising		\$0	\$785	\$0	\$0	\$0	\$0	\$0	\$0	\$0	\$0	\$0	\$785
Total		\$761,272	\$245,122	\$364,715	\$162,071	\$664,647	\$129,287	\$1,004,968	\$558,718	\$57,995	\$42,673	\$11,614	\$4,003,084
Project Budget	\$4,027,512												
Less Other Funding	\$0												
Net	\$4,027,512												
Actual Measure U Expenditures	\$4,003,084												
Running Balance	\$24,428												

SANTA MONICA COMMUNITY COLLEGE DISTRICT
MEASURE U EXPENDITURES
 FUND 42.2
 As of June 30, 2013

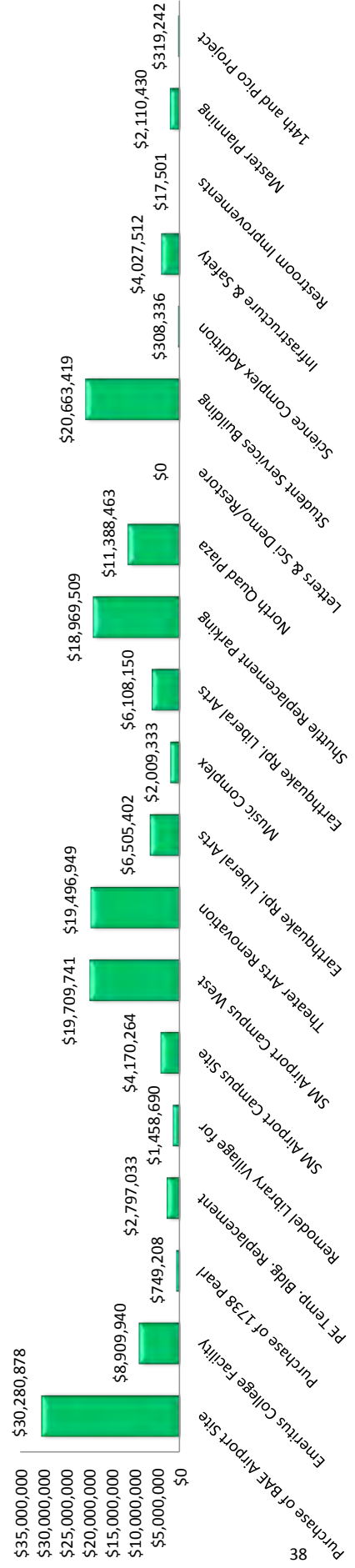
Projects	Budget	02/03 Final	03/04 Final	04/05 Final	05/06 Final	06/07 Final	07/08 Final	08/09 Final	09/10 Final	10/11 Final	11/12 Final	12/13 Final	Combined Totals
U7100007													
Restroom Improvement (R)													
Supplies		\$0	\$564	\$0	\$1,075	\$0	\$0	\$0	\$0	\$0	\$0	\$0	\$1,639
Other Contract Services		\$0	\$0	\$0	\$3,803	\$0	\$0	\$0	\$0	\$0	\$0	\$0	\$3,803
Building & Additions		\$0	\$1,305	\$0	\$7,891	\$0	\$0	\$0	\$0	\$0	\$0	\$0	\$9,196
Inspection & Testing		\$0	\$2,043	\$0	\$820	\$0	\$0	\$0	\$0	\$0	\$0	\$0	\$2,863
Total		\$0	\$3,912	\$0	\$13,589	\$0	\$0	\$0	\$0	\$0	\$0	\$0	\$17,501
Project Budget	\$17,501												
Less Other Funding	\$0												
Net	\$17,501												
Actual Measure U Expenditures	\$17,501												
Running Balance	\$0												
U7100004, U7110020													
Master Planning (S)													
Consultants		\$9,000	\$26,516	\$158,449	\$374,329	\$125,404	\$17,938	\$363,342	\$0	\$0	\$0	\$0	\$1,075,038
Architect		\$0	\$17,617	\$126,433	\$104,083	\$126,701	\$346,827	\$270,985	\$0	\$0	\$0	\$0	\$998,647
Rental / Lease		\$0	\$0	\$6,453	\$0	\$0	\$0	\$0	\$0	\$0	\$0	\$0	\$6,453
Postage		\$0	\$0	\$30,000	\$0	\$0	\$0	\$0	\$0	\$0	\$0	\$0	\$30,000
Reimbursement to SMC		\$0	\$0	\$0	\$180	\$0	\$0	\$0	\$0	\$0	\$0	\$0	\$180
Project Management		\$0	\$0	\$0	\$0	\$0	\$0	\$113	\$0	\$0	\$0	\$0	\$113
Total		\$9,000	\$44,133	\$321,335	\$478,593	\$252,105	\$364,825	\$640,439	\$0	\$0	\$0	\$0	\$2,110,430
Project Budget	\$2,110,430												
Less Other Funding	\$0												
Net	\$2,110,430												
Actual Measure U Expenditures	\$2,110,430												
Running Balance	\$0												
U7100024													
14th and Pico Project (T)													
Consultants		\$0	\$888	\$0	\$0	\$0	\$0	\$0	\$0	\$0	\$0	\$0	\$888
Architect		\$258,601	\$47,343	\$0	\$0	\$0	\$0	\$0	\$0	\$0	\$0	\$0	\$305,944
Inspection & Testing		\$12,070	\$0	\$0	\$0	\$0	\$0	\$0	\$0	\$0	\$0	\$0	\$12,070
Project Management		\$0	\$340	\$0	\$0	\$0	\$0	\$0	\$0	\$0	\$0	\$0	\$340
Total		\$270,671	\$48,571	\$0	\$0	\$0	\$0	\$0	\$0	\$0	\$0	\$0	\$319,242
Project Budget	\$319,242												
Less Other Funding	\$0												
Net	\$319,242												
Actual Measure U Expenditures	\$319,242												
Running Balance	\$0												
Grand Total		\$11,068,400	\$10,432,055	\$28,685,697	\$54,940,416	\$25,278,771	\$5,283,853	\$6,585,573	\$912,880	-\$723,860	\$91,341	-\$716,916	\$141,838,210

Note: Project N had no expenses

SANTA MONICA COMMUNITY COLLEGE DISTRICT
Measure U Bond Budget
 As of June 30, 2013

Project Name	Completion	Project Budget	Measure U Allocation	Other Funding	Measure U Expenditures as of 6/30/13	Measure U Expenditures as of 3/31/13	Measure U Expenditures Last Period	Total Measure U Remaining
A Purchase of BAE Airport Site	Completed	\$30,280,878	\$30,280,878	\$0	\$30,280,878	\$30,280,878	\$0	\$0
B Emeritus College Facility	Completed	\$9,603,782	\$8,909,940	\$693,842	\$8,909,940	\$8,909,940	\$0	\$0
C Purchase of 1738 Pearl Street	Completed	\$749,208	\$749,208	\$0	\$749,208	\$749,208	\$0	\$0
D PE Temp. Bldg. Replacement	Completed	\$2,797,033	\$2,797,033	\$0	\$2,797,033	\$2,797,033	\$0	\$0
E Remodel Library Village for Math	Completed	\$1,458,690	\$1,458,690	\$0	\$1,458,690	\$1,458,690	\$0	\$0
F SM Airport Campus Site Improvements	Completed	\$4,170,264	\$4,170,264	\$0	\$4,170,264	\$4,170,264	\$0	\$0
G SM Airport Campus West Building	Completed	\$19,709,741	\$19,709,741	\$0	\$19,709,741	\$19,709,741	\$0	\$0
H Theater Arts Renovation	Completed	\$19,496,949	\$19,496,949	\$0	\$19,496,949	\$19,496,949	\$0	\$0
I Earthquake Rpl. Liberal Arts North	Completed	\$12,527,726	\$6,505,402	\$6,022,324	\$6,505,402	\$6,505,402	\$0	\$0
J Music Complex	Completed	\$4,627,446	\$2,009,333	\$2,618,113	\$2,009,333	\$2,009,333	\$172	\$0
K Earthquake Rpl. Liberal Arts South	Completed	\$16,733,220	\$6,108,150	\$10,625,070	\$6,108,150	\$6,108,150	\$0	\$0
L Shuttle Replacement Parking	Completed	\$18,969,509	\$18,969,509	\$0	\$18,969,509	\$18,969,509	\$0	\$0
M North Quad Plaza	Completed	\$11,388,463	\$11,388,463	\$0	\$11,388,463	\$11,388,463	\$0	\$0
N Letters & Sci Demo/Restore	Move to AA	\$0	\$0	\$0	\$0	\$0	\$0	\$0
O Student Services Building	September 2017	\$53,521,913	\$20,663,419	\$32,858,494	\$2,526,058	\$2,438,072	\$87,986	\$18,137,361
P Science Complex Addition	Move to AA	\$308,336	\$308,336	\$0	\$308,336	\$308,336	\$0	\$0
Q Infrastructure & Safety	Completed	\$4,027,512	\$4,027,512	\$0	\$4,003,084	\$4,003,084	\$0	\$24,428
R Restroom Improvements	Completed	\$17,501	\$17,501	\$0	\$17,501	\$17,501	\$0	\$0
S Master Planning	Completed	\$2,110,430	\$2,110,430	\$0	\$2,110,430	\$2,110,430	\$0	\$0
T 14th and Pico Project	On Hold	\$319,242	\$319,242	\$0	\$319,242	\$319,242	\$0	\$0
Project Totals		\$212,817,843	\$160,000,000	\$52,817,843	\$141,838,211	\$141,750,053	\$88,158	\$18,161,789

Measue U Allocation



Measure U Project Schedule

As of June 30, 2013

	Project Name	Completion	2013	2014	2015	2016	2017
A	Purchase of BAE Airport Site	Completed					
B	Emeritus College Facility	Completed					
C	Purchase of 1738 Pearl Street	Completed					
D	PE Temp. Bldg. Replacement	Completed					
E	Remodel Library Village for Math	Completed					
F	SM Airport Campus Site Improvements	Completed					
G	SM Airport Campus West Building	Completed					
H	Theater Arts Renovation	Completed					
I	Earthquake Rpl. Liberal Arts North	Completed					
J	Music Complex	Completed					
K	Earthquake Rpl. Liberal Arts South	Completed					
L	Shuttle Replacement Parking	Completed					
M	North Quad Plaza	Completed					
N	Letters & Sci Demo/Restore	Move to AA					
O	Student Services Building	September 2017					
P	Science Complex Addition	Move to AA					
Q	Infrastructure & Safety	Completed					
R	Restroom Improvements	Completed					
S	Master Planning	Completed					
T	14th and Pico Project	On Hold					
	* SM Airport Campus also known as Bundy Site						
				In Construction			

SANTA MONICA COMMUNITY COLLEGE DISTRICT
MEASURE S EXPENDITURES
 FUND 42.3
 As of June 30, 2013

Projects	Budget	04/05 Final	05/06 Final	06/07 Final	07/08 Final	08/09 Final	09/10 Final	10/11 Final	11/12 Final	12/13 Final	Combined Totals
S7100019											
Athletic Field Phase I, Corsair Field (1)											
Legal		\$0	\$0	\$0	\$301	\$175	\$0	\$0	\$0	\$0	\$476
Building & Additions		\$0	\$0	\$0	\$300,380	\$2,579,095	\$0	\$0	\$0	\$0	\$2,879,475
Architect		\$27,332	\$43,815	\$197,557	\$252,736	\$279,173	\$26,563	\$0	\$0	\$0	\$827,176
Inspection & Testing		\$0	\$0	\$0	\$23,411	\$57,585	\$0	\$296	\$0	\$0	\$81,932
Project Management		\$0	\$0	\$0	\$9,871	\$42,374	\$565	\$0	\$0	\$0	\$52,810
Cap Equipment		\$0	\$0	\$0	\$0	\$483,017	\$35,271	\$0	\$0	\$0	\$518,288
Non-Cap Equipment		\$0	\$0	\$0	\$0	\$2,066	\$10,312	\$0	\$0	\$0	\$12,378
Total		\$27,332	\$43,815	\$197,557	\$586,699	\$3,443,485	\$73,350	\$296	\$0	\$0	\$4,372,535
Project Budget	\$4,440,065	Received									
Less Other Funding*	\$67,530										
Net	\$4,372,535										
Actual Measure S Expenditures	\$4,372,535										
Running Balance	\$0										

* Other Funding Source:
 Metropolitan Water District \$67,530 received

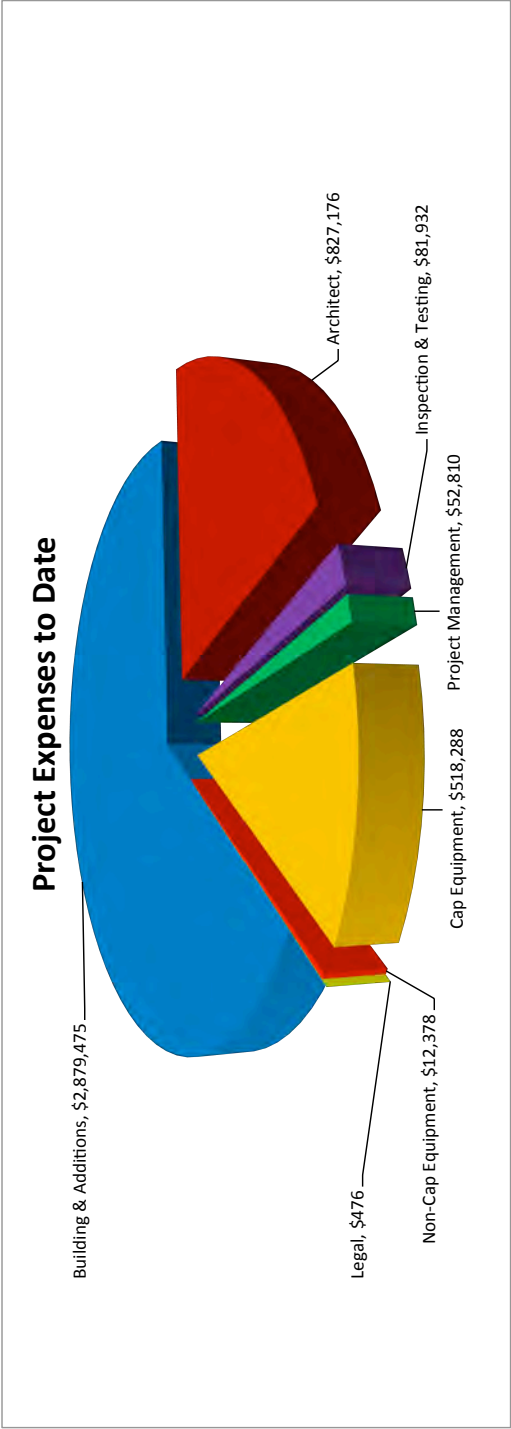
Athletic Field Phase I, Corsair Field

Project Description:
 Renovation of the Corsair Field stadium lighting and sound system

Status:
 Completed, 2009

Architect:
 CO Architects

Contractor:
 Byrom Davey, Inc.



SANTA MONICA COMMUNITY COLLEGE DISTRICT
MEASURE S EXPENDITURES
 FUND 42.3
 As of June 30, 2013

Projects	Budget	04/05 Final	05/06 Final	06/07 Final	07/08 Final	08/09 Final	09/10 Final	10/11 Final	11/12 Final	12/13 Final	Combined Totals
S7100038											
Athletic Field Phase I, John Adams (1A)											
Legal		\$0	\$0	\$0	\$75	\$0	\$0	\$0	\$0	\$0	\$75
Building & Additions		\$0	\$0	\$0	\$16,556	\$1,395,261	\$0	\$0	\$0	\$0	\$1,411,817
Architect		\$0	\$5,807	\$93,941	\$12,150	\$31,818	\$0	\$0	\$0	\$0	\$143,715
Inspection & Testing		\$0	\$2,874	\$3,207	\$0	\$49,984	\$0	\$0	\$0	\$0	\$56,066
Project Management		\$0	\$0	\$0	\$10,921	\$45,170	\$38	\$0	\$0	\$0	\$56,128
Cap Equipment		\$0	\$0	\$0	\$0	\$1,290,672	\$0	\$0	\$0	\$0	\$1,290,672
Non-Cap Equipment		\$0	\$0	\$0	\$0	\$11,334	\$0	\$0	\$0	\$0	\$11,334
Total		\$0	\$8,681	\$97,148	\$39,701	\$2,824,239	\$38	\$0	\$0	\$0	\$2,969,807
Project Budget	\$2,969,807										
Less Other Funding	\$0										
Net	\$2,969,807										
Actual Measure S Expenditures	\$2,969,807										
Running Balance	\$0										

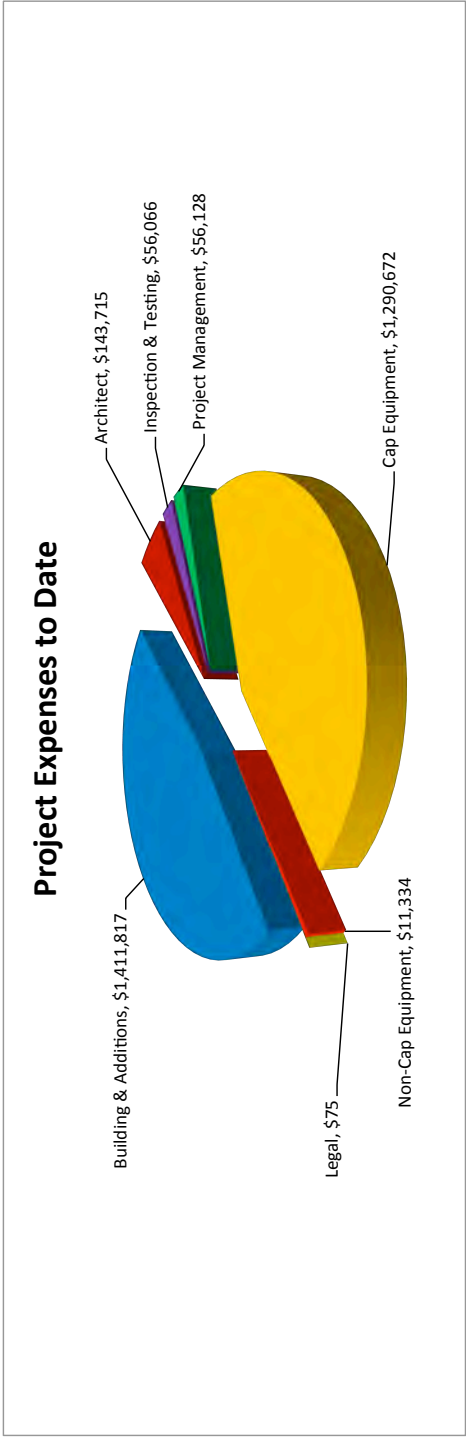
Athletic Field Phase I, John Adams

Project Description:
 Renovation of John Adams Field and lighting

Status:
 Completed, 2008

Architect:
 Caldwell Architects

Contractor:
 Byrom Davey, Inc.



SANTA MONICA COMMUNITY COLLEGE DISTRICT
MEASURE S EXPENDITURES
 FUND 42.3
 As of June 30, 2013

Projects	Budget	04/05 Final	05/06 Final	06/07 Final	07/08 Final	08/09 Final	09/10 Final	10/11 Final	11/12 Final	12/13 Final	Combined Totals
S7100012											
Performing Arts Center (2)											
Consultants		\$0	\$0	\$0	\$121,790	\$76,639	\$0	\$0	\$0	\$0	\$198,429
Other Contract Services		\$0	\$0	\$4,269	\$0	\$22,729	\$22	\$68	\$0	\$0	\$27,088
Supplies		\$0	\$0	\$0	\$14,565	\$5,810	\$0	\$0	\$0	\$0	\$20,375
Legal		\$0	\$0	\$34,329	\$275,667	\$492,731	\$15,029	\$0	\$0	\$0	\$818,356
Advertising		\$0	\$0	\$0	\$320	\$0	\$0	\$0	\$0	\$0	\$320
Building & Additions		\$7,784,151	\$10,292,986	\$8,930,813	\$2,991,903	\$1,629,990	\$50,000	\$0	\$0	\$0	\$31,679,843
Architect		\$0	\$811,312	\$182,457	\$412,309	\$121,588	\$108	\$1,962	\$0	\$0	\$1,529,736
Engineering		\$0	\$3,600	\$5,250	\$1,500	\$9,650	\$0	\$0	\$0	\$0	\$20,000
Inspection & Testing		\$104,308	\$722,685	\$411,193	\$210,381	\$22,256	\$0	\$0	\$0	\$0	\$1,470,823
Project Management		\$31,984	\$155,732	\$248,876	\$263,690	\$47,915	\$3,244	\$0	\$0	\$0	\$751,441
Cap Equipment		\$0	\$0	\$130,218	\$292,565	\$342,693	\$0	\$0	\$0	\$0	\$765,476
Non-Cap Equipment		\$0	\$0	\$15,124	\$93,106	\$220,455	\$0	\$0	\$0	\$0	\$328,685
Total		\$7,920,443	\$11,986,315	\$9,962,528	\$4,677,797	\$2,992,455	\$69,003	\$2,030	\$0	\$0	\$37,610,571
Project Budget	\$40,603,147	Received									
Less Other Funding*	\$2,992,576	\$2,992,576									
Net	\$37,610,571										
Actual Measure S Expenditures	\$37,610,571										
Running Balance	\$0										

* Other Funding Source:
 Madison Project Foundation \$2,992,576 received

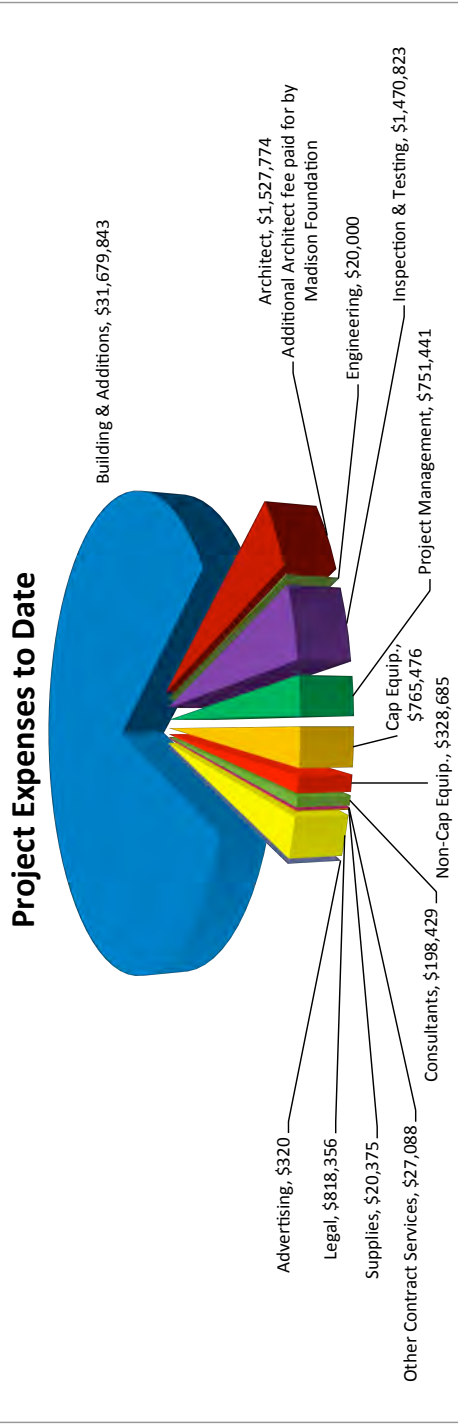
Performing Arts Center

Project Description:
 Construction of a state-of-the-art 499 seat performing arts theater

Status:
 Completed, 2008

Architect:
 Renzo Zecchetto

Contractor:
 FTR International



SANTA MONICA COMMUNITY COLLEGE DISTRICT
MEASURE S EXPENDITURES
 FUND 42.3
 As of June 30, 2013

Projects	Budget	04/05 Final	05/06 Final	06/07 Final	07/08 Final	08/09 Final	09/10 Final	10/11 Final	11/12 Final	12/13 Final	Combined Totals
S7100033, S7100144											
Replacement Health/PE/Fitness Building (4)											
Supplies		\$0	\$0	\$0	\$0	\$0	\$163	\$0	\$0	\$0	\$163
Legal		\$0	\$0	\$0	\$0	\$1,413	\$75	\$0	\$0	\$0	\$1,488
Other Contract Services		\$1,634	\$25,934	\$0	\$0	\$253	\$165	\$0	\$0	\$0	\$27,985
Repair Facility		\$0	\$4,861	\$0	\$0	\$0	\$0	\$0	\$0	\$0	\$4,861
Supplies		\$4,809	\$288	\$0	\$0	\$0	\$0	\$0	\$0	\$0	\$5,097
Building & Additions		\$0	\$0	\$0	\$0	\$112,410	\$526,552	\$0	\$0	\$0	\$638,962
Architect		\$0	\$0	\$0	\$0	\$0	\$41,044	\$0	\$0	\$0	\$41,044
Inspection & Testing		\$0	\$0	\$0	\$0	\$6,518	\$14,363	\$0	\$0	\$0	\$20,881
Project Management		\$0	\$0	\$0	\$0	\$9,070	\$23,425	\$0	\$0	\$0	\$32,495
Cap Equipment		\$0	\$0	\$0	\$0	\$0	\$0	\$17,613	\$0	\$0	\$17,613
Total		\$6,443	\$31,083	\$0	\$0	\$129,663	\$605,787	\$17,613	\$0	\$0	\$790,589
Project Budget		\$40,200,333									
Less Other Funding*		\$35,384,240									
Net		\$4,816,093									
Actual Measure S Expenditures		\$790,589									
Running Balance		\$4,025,504									

* Other Funding Source:
 Measure AA \$35,384,240 allocated

S7100045											
Early Childhood Development/Childcare (5)											
Consultants		\$0	\$0	\$0	\$9,200	\$0	\$0	\$0	\$0	\$4,800	\$14,000
Architect		\$0	\$0	\$0	\$0	\$0	\$0	\$0	\$966	\$51,792	\$52,758
Inspection & Testing		\$0	\$0	\$0	\$0	\$0	\$0	\$0	\$0	\$37,796	\$37,796
Project Management		\$0	\$0	\$0	\$0	\$0	\$0	\$1,246	\$21,980	\$58,247	\$81,473
Total		\$0	\$0	\$0	\$9,200	\$0	\$0	\$1,246	\$22,946	\$152,635	\$186,027
Project Budget		\$11,318,000	Received								
Less Other Funding*		\$4,318,000									
Net		\$7,000,000									
Actual Measure S Expenditures		\$186,027									
Running Balance		\$6,813,973									

* Other Funding Source:
 City of Santa Monica \$4,318,000 committed

S7100077, S7100015											
Malibu Site Acquisition and Facilities (6)											
Consultants		\$0	\$0	\$0	\$0	\$30,000	\$0	\$0	\$72,157	\$68,109	\$170,266
Legal		\$0	\$27,722	\$16,787	\$6,159	\$504	\$0	\$0	\$0	\$0	\$51,172
Other Contract Services		\$0	\$0	\$0	\$0	\$0	\$0	\$0	\$2,092	\$0	\$2,092
Building & Additions		\$0	\$0	\$0	\$0	\$0	\$0	\$0	\$0	\$0	\$0
Architect		\$0	\$0	\$0	\$0	\$0	\$0	\$0	\$966	\$257,584	\$258,550
Engineering		\$0	\$0	\$0	\$0	\$0	\$0	\$0	\$0	\$785	\$785
Inspection & Testing		\$4,388	\$3,750	\$141,462	\$0	\$0	\$0	\$0	\$98,022	\$15,575	\$263,197
Project Management		\$0	\$0	\$220	\$0	\$0	\$0	\$2,886	\$55,064	\$53,185	\$111,365
Storm/Waste Water Treatment Center		\$0	\$2,500,000	\$0	\$0	\$2,500,000	\$0	\$0	\$0	\$0	\$5,000,000
Total		\$4,388	\$2,531,472	\$158,468	\$6,159	\$2,530,504	\$0	\$2,886	\$228,301	\$395,237	\$5,857,416
Project Budget		\$31,069,031									
Less Other Funding*		\$6,069,031									
Net		\$25,000,000									
Actual Measure S Expenditures		\$5,857,416									
Running Balance		\$19,142,584									

* Other Funding Source:
 Measure AA \$6,069,031 allocated

SANTA MONICA COMMUNITY COLLEGE DISTRICT
MEASURE S EXPENDITURES
 FUND 42.3
 As of June 30, 2013

Projects	Budget	04/05 Final	05/06 Final	06/07 Final	07/08 Final	08/09 Final	09/10 Final	10/11 Final	11/12 Final	12/13 Final	Combined Totals
S7100043, S7100066											
Energy Efficiency Projects (7)											
Legal		\$0	\$0	\$0	\$0	\$988	\$0	\$0	\$0	\$0	\$988
Building & Additions		\$0	\$0	\$0	\$0	\$106,921	\$355,294	-\$180,342	\$0	\$0	\$281,873
Engineering		\$0	\$0	\$0	\$10,500	\$0	\$0	\$0	\$0	\$0	\$10,500
Inspection & Testing		\$0	\$0	\$0	\$0	\$0	\$0	\$0	\$0	\$0	\$0
Project Management		\$0	\$0	\$0	\$0	\$0	\$0	\$0	\$0	\$0	\$0
Total		\$0	\$0	\$0	\$10,500	\$107,910	\$355,294	-\$180,342	\$0	\$0	\$293,361
Project Budget	\$1,293,570	Received									
Less Other Funding*	\$217,322	\$217,322									
Net	\$1,076,248										
Actual Measure S Expenditures	\$293,361										
Running Balance	\$782,887										

* Other Funding Source:
 SCE & The Gas Co. \$217,322 received

Projects	Budget	04/05 Final	05/06 Final	06/07 Final	07/08 Final	08/09 Final	09/10 Final	10/11 Final	11/12 Final	12/13 Final	Combined Totals
S7100091, S7100092, S7100147											
Satellite Campus Parking Facilities and Roadway Improvements (8)											
Legal		\$0	\$0	\$0	\$300	\$175	\$0	\$0	\$0	\$0	\$475
Other Contract Services		\$0	\$0	\$0	\$300	\$0	\$0	\$0	\$0	\$0	\$300
Advertising		\$0	\$0	\$0	\$0	\$0	\$0	\$0	\$0	\$0	\$0
Consultants		\$0	\$0	\$0	\$0	\$0	\$0	\$0	\$0	\$0	\$0
Supplies		\$0	\$0	\$0	\$0	\$0	\$0	\$0	\$0	\$0	\$0
Building & Additions		\$0	\$0	\$0	\$278,178	\$1,860,152	\$449,543	\$37,777	\$0	\$0	\$2,625,651
Architect		\$0	\$0	\$324,919	\$324,864	\$136,911	\$34,490	\$1,397	\$2,289	\$0	\$824,871
Inspection & Testing		\$0	\$0	\$0	\$31,100	\$185,947	\$28,218	\$360	\$0	\$0	\$245,626
Project Management		\$0	\$0	\$0	\$18,288	\$64,880	\$31,137	\$8,659	\$0	\$2,569	\$125,533
Non-Cap Equipment		\$0	\$0	\$0	\$0	\$0	\$3,387	\$0	\$0	\$0	\$3,387
Total		\$0	\$0	\$324,919	\$653,031	\$2,248,065	\$546,775	\$48,194	\$2,289	\$2,569	\$3,825,841
Project Budget	\$4,875,000										
Less Other Funding	\$0										
Net	\$4,875,000										
Actual Measure S Expenditures	\$3,825,841										
Running Balance	\$1,049,159										

SANTA MONICA COMMUNITY COLLEGE DISTRICT
MEASURE S EXPENDITURES
 FUND 42.3
 As of June 30, 2013

Projects	Budget	04/05 Final	05/06 Final	06/07 Final	07/08 Final	08/09 Final	09/10 Final	10/11 Final	11/12 Final	12/13 Final	Combined Totals
S7100142											
Parking Garage and Grounds - Student Services (9)											
Supplies		\$0	\$0	\$0	\$1,745	\$0	\$0	\$0	\$648	\$0	\$2,393
Consultants		\$0	\$0	\$0	\$20,700	\$0	\$0	\$0	\$0	\$0	\$20,700
Legal		\$0	\$0	\$0	\$2,154	\$0	\$17,486	\$4,800	\$2,257	\$17,221	\$43,918
Other Contract Services		\$0	\$0	\$0	\$1,508	\$0	\$10,952	\$1,986	\$46	\$0	\$14,492
Site Improvement		\$0	\$0	\$0	\$0	\$0	\$0	\$0	\$0	\$1,086	\$1,086
Building & Additions		\$0	\$0	\$0	\$2,555,940	\$5,925,152	\$78,717	\$77,320	\$5,509	\$5,509	\$8,642,638
Architect		\$0	\$0	\$2,266,766	\$2,674,054	\$0	\$37,111	\$75,163	\$0	\$0	\$5,053,094
Engineering		\$0	\$0	\$0	\$4,813	\$38,330	\$42,968	\$50,952	\$9,735	\$0	\$146,797
Inspection & Testing		\$0	\$0	\$0	\$131,009	\$161,847	\$54,069	\$32,306	\$30,909	\$0	\$410,140
Project Management		\$0	\$0	\$0	\$158,766	\$373,559	\$184,088	\$92,118	\$224,994	\$0	\$1,033,525
Cap Equipment		\$0	\$0	\$0	\$0	\$0	\$14,393	\$0	\$0	\$0	\$14,393
Non-Cap Equipment		\$0	\$0	\$0	\$0	\$0	\$0	\$0	\$11,381	\$0	\$11,381
Total		\$0	\$0	\$2,266,766	\$5,550,689	\$6,541,719	\$403,737	\$342,192	\$289,454	\$15,394,557	
Project Budget	\$53,145,750	Received									
Less Other Funding*	\$453,000										
Net	\$52,692,750										
Actual Measure S Expenditures	\$15,394,557										
Running Balance	\$37,298,193										

* Other Funding Source:
 State of California \$453,000 allocated

Parking Garage and Grounds - Student Services

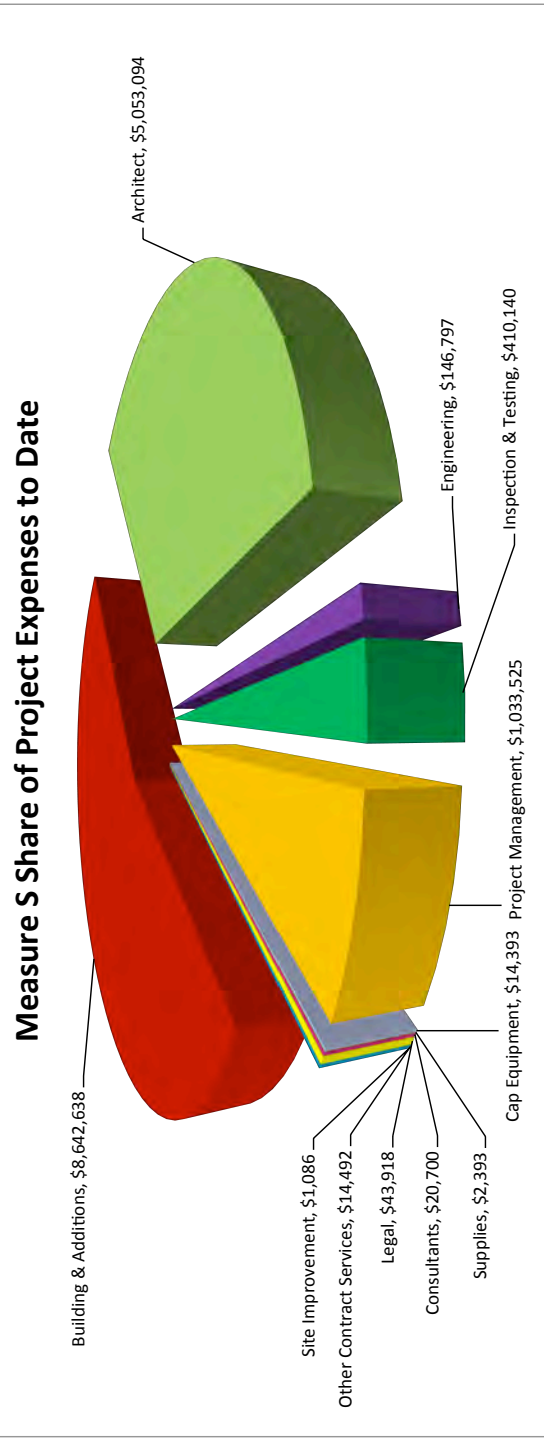
Project Description:
 Consolidates various student services departments and college administration in a single complex at the front of the campus

Facility Size:
 83,634 sq/ft & 500 cars underground parking structure

Status:
 Phase 1 completed
 Phase 2 Redesign

Architect:
 Steinberg Architects, Morris Architects

Contractor:
 Minaco



SANTA MONICA COMMUNITY COLLEGE DISTRICT
MEASURE S EXPENDITURES
 FUND 42.3
 As of June 30, 2013

Projects	Budget	04/05 Final	05/06 Final	06/07 Final	07/08 Final	08/09 Final	09/10 Final	10/11 Final	11/12 Final	12/13 Final	Combined Totals
S7100044											
Pico Promenade Improvements (10)											
Building & Additions		\$0	\$0	\$0	\$690	\$883,401	\$0	\$0	\$0	\$0	\$884,091
Architect		\$0	\$0	\$0	\$69,190	\$28,540	\$664	\$0	\$0	\$0	\$98,595
Inspection & Testing		\$0	\$0	\$0	\$0	\$7,591	\$0	\$0	\$0	\$0	\$7,591
Project Management		\$0	\$0	\$0	\$2,185	\$25,548	\$0	\$0	\$0	\$0	\$27,733
Total		\$0	\$0	\$0	\$72,066	\$945,080	\$664	\$0	\$0	\$0	\$1,018,009
Project Budget	\$1,018,009										
Less Other Funding	\$0										
Net	\$1,018,009										
Actual Measure S Expenditures	\$1,018,009										
Running Balance	\$0										

S7100004											
Master Planning (11)											
Consultants		\$0	\$0	\$0	\$0	\$0	\$441,549	\$13,320	\$0	\$0	\$454,869
Printing		\$0	\$0	\$0	\$0	\$0	\$4,157	\$0	\$0	\$0	\$4,157
Advertising		\$0	\$0	\$0	\$0	\$0	\$3,000	\$0	\$0	\$0	\$3,000
Other Contract Services		\$0	\$0	\$0	\$0	\$0	\$442	\$200	\$0	\$0	\$642
Architect		\$0	\$0	\$0	\$0	\$0	\$192,358	\$24,736	\$0	\$0	\$217,094
Project Management		\$0	\$0	\$0	\$0	\$0	\$16,638	\$9,341	\$0	\$0	\$25,979
Filing Fees		\$0	\$0	\$0	\$0	\$0	\$0	\$2,842	\$0	\$0	\$2,842
Total		\$0	\$0	\$0	\$0	\$0	\$658,143	\$50,439	\$0	\$0	\$708,583
Project Budget	\$750,000										
Less Other Funding	\$0										
Net	\$750,000										
Actual Measure S Expenditures	\$708,583										
Running Balance	\$41,417										

S7100048											
Other Bond Related Expenses (12)											
Consultants		\$0	\$0	\$0	\$0	\$0	\$0	\$0	\$0	\$2,971	\$2,971
Lease/Rental		\$0	\$0	\$0	\$0	\$0	\$0	\$0	\$11,142	\$15,099	\$26,241
Supplies		\$0	\$0	\$0	\$0	\$0	\$3,638	\$0	\$0	\$0	\$3,638
Legal		\$0	\$0	\$0	\$0	\$0	\$8,917	\$15,649	\$13,401	\$450	\$38,417
Software License		\$0	\$0	\$0	\$0	\$0	\$0	\$1,997	\$0	\$3,565	\$5,562
Advertising		\$0	\$0	\$0	\$0	\$0	\$2,278	\$0	\$0	\$0	\$2,278
Other Contract Services		\$0	\$0	\$0	\$0	\$1,800	\$17,206	\$23,558	\$19,208	\$15,816	\$77,587
Moving Services		\$0	\$0	\$0	\$0	\$0	\$400	\$0	\$0	\$0	\$400
Project Management		\$0	\$0	\$0	\$0	\$0	\$17,747	\$13,179	\$11,963	\$0	\$42,888
Cap Equipment		\$0	\$0	\$0	\$0	\$0	\$0	\$10,086	\$0	\$0	\$10,086
Non-Cap Equipment		\$0	\$0	\$0	\$0	\$0	\$0	\$2,860	\$0	\$0	\$2,860
Total		\$0	\$0	\$0	\$0	\$1,800	\$50,185	\$67,328	\$55,713	\$37,901	\$212,928
Project Budget	\$662,764										
Less Other Funding	\$0										
Net	\$662,764										
Actual Measure S Expenditures	\$212,928										
Running Balance	\$449,836										

SANTA MONICA COMMUNITY COLLEGE DISTRICT
MEASURE S EXPENDITURES
 FUND 42.3
 As of June 30, 2013

Projects	Budget	04/05 Final	05/06 Final	06/07 Final	07/08 Final	08/09 Final	09/10 Final	10/11 Final	11/12 Final	12/13 Final	Combined Totals
S7100049											
Adv Architecture Related Exp for AA (13)											
Legal	\$0	\$0	\$0	\$0	\$0	\$0	\$0	\$0	\$0	\$0	\$0
Other Contract Services	\$0	\$0	\$0	\$0	\$0	\$0	\$0	\$0	\$0	\$0	\$0
Architect	\$0	\$0	\$0	\$0	\$0	\$0	\$0	\$0	\$0	\$0	\$0
Engineering	\$0	\$0	\$0	\$0	\$0	\$0	\$0	\$0	\$0	\$0	\$0
Inspection & Testing	\$0	\$0	\$0	\$0	\$0	\$45,734	-\$45,734	\$0	\$0	\$0	\$0
Project Management	\$0	\$0	\$0	\$0	\$0	\$0	\$0	\$0	\$0	\$0	\$0
Total	\$0	\$0	\$0	\$0	\$0	\$45,734	-\$45,734	\$0	\$0	\$0	\$0
Project Budget	\$0										
Less Other Funding	\$0										
Net	\$0										
Actual Measure S Expenditures	\$0										
Running Balance	\$0										

S7100057											
Real Property Acquisition (14)											
Other Contract Services	\$0	\$0	\$0	\$0	\$0	\$0	\$18,721	\$0	\$0	\$0	\$18,721
Architect	\$0	\$0	\$0	\$0	\$0	\$0	\$0	\$0	\$0	\$0	\$0
Engineering	\$0	\$0	\$0	\$0	\$0	\$0	\$0	\$0	\$0	\$0	\$0
Inspection & Testing	\$0	\$0	\$0	\$0	\$0	\$0	\$6,336	\$0	\$0	\$0	\$6,336
Project Management	\$0	\$0	\$0	\$0	\$0	\$0	\$20,540	\$0	\$0	\$0	\$20,540
Total	\$0	\$0	\$0	\$0	\$0	\$0	\$45,597	\$0	\$0	\$0	\$45,597
Project Budget	\$50,000										
Less Other Funding	\$0										
Net	\$50,000										
Actual Measure S Expenditures	\$45,597										
Running Balance	\$4,403										

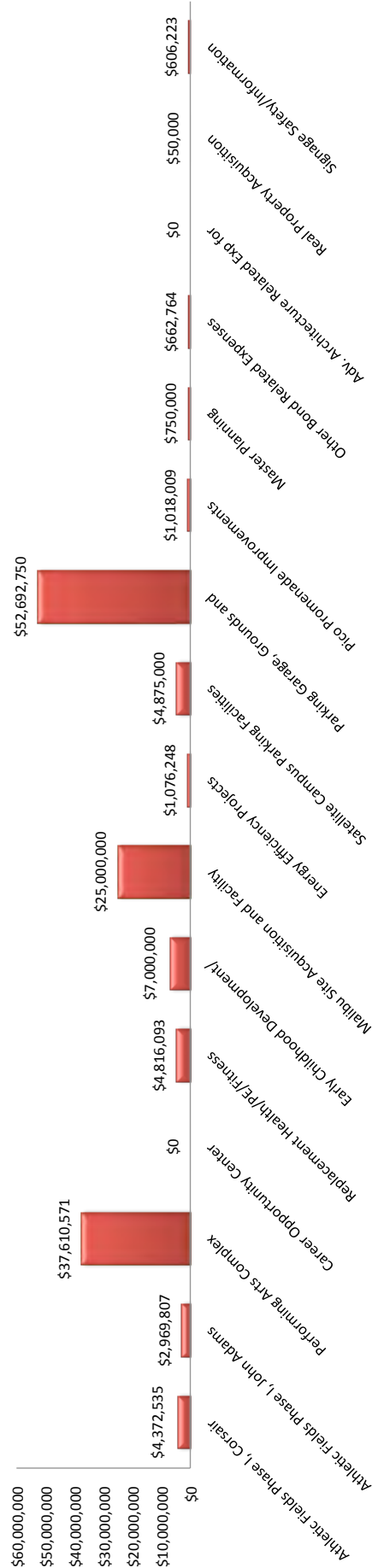
S7100072											
Campus Signage (15)											
Supplies	\$0	\$0	\$0	\$0	\$0	\$0	\$0	\$303	\$0	\$0	\$303
Consultants	\$0	\$0	\$0	\$0	\$0	\$0	\$32,225	\$23,725	\$0	\$0	\$55,950
Other Contract Services	\$0	\$0	\$0	\$0	\$0	\$0	\$0	\$187	\$0	\$836	\$1,022
Architect	\$0	\$0	\$0	\$0	\$0	\$0	\$0	\$0	\$0	\$0	\$0
Building & Additions	\$0	\$0	\$0	\$0	\$0	\$0	\$0	\$638	\$0	\$0	\$638
Inspection & Testing	\$0	\$0	\$0	\$0	\$0	\$0	\$0	\$0	\$0	\$0	\$0
Project Management	\$0	\$0	\$0	\$0	\$0	\$0	\$0	\$22,953	\$0	\$0	\$22,953
Cap Equipment	\$0	\$0	\$0	\$0	\$0	\$0	\$0	\$156,258	\$0	\$0	\$156,258
Total	\$0	\$0	\$0	\$0	\$0	\$0	\$32,225	\$204,064	\$0	\$836	\$237,125
Project Budget	\$606,223										
Less Other Funding	\$0										
Net	\$606,223										
Actual Measure S Expenditures	\$237,125										
Running Balance	\$369,098										

Grand Total		\$7,958,606	\$14,601,366	\$10,740,621	\$8,321,918	\$20,819,624	\$8,933,245	\$617,492	\$651,441	\$878,632	\$73,522,945
--------------------	--	-------------	--------------	--------------	-------------	--------------	-------------	-----------	-----------	-----------	--------------

SANTA MONICA COMMUNITY COLLEGE DISTRICT
Measure S Bond Budget
 As of June 30, 2013

Project Name	Completion	Project Budget	Measure S Allocation	Other Funding	Measure S Expenditures as of 6/30/13	Measure S Expenditures as of 3/31/13	Measure S Expenditures Last Period	Total Measure S Remaining
1 Athletic Fields Phase I, Corsair Field	Completed	\$4,440,065	\$4,372,535	\$67,530	\$4,372,535	\$4,372,535	\$0	\$0
1A Athletic Fields Phase I, John Adams	Completed	\$2,969,807	\$2,969,807	\$0	\$2,969,807	\$2,969,807	\$0	\$0
2 Performing Arts Complex	Completed	\$40,603,147	\$37,610,571	\$2,992,576	\$37,610,571	\$37,610,571	\$0	\$0
3 Career Opportunity Center	Move to AA	\$0	\$0	\$0	\$0	\$0	\$0	\$0
4 Replacement Health/PE/Fitness Building	December 2015	\$40,200,333	\$4,816,093	\$35,384,240	\$790,589	\$790,589	\$0	\$4,025,504
5 Early Childhood Development/Childcare	May 2016	\$11,318,000	\$7,000,000	\$4,318,000	\$186,027	\$90,091	\$95,936	\$6,813,973
6 Malibu Site Acquisition and Facility	November 2016	\$31,069,031	\$25,000,000	\$6,069,031	\$5,857,416	\$5,820,693	\$36,723	\$19,142,584
7 Energy Efficiency Projects	On-Going	\$1,293,570	\$1,076,248	\$217,322	\$293,361	\$293,361	\$0	\$782,887
8 Satellite Campus Parking Facilities and Roadway Improvements	Completed	\$4,875,000	\$4,875,000	\$0	\$3,825,841	\$3,825,841	\$0	\$1,049,159
9 Parking Garage, Grounds and Equipment - Student Services	September 2017	\$53,145,750	\$52,692,750	\$453,000	\$15,394,557	\$15,317,224	\$77,333	\$37,298,193
10 Pico Promenade Improvements	Completed	\$1,018,009	\$1,018,009	\$0	\$1,018,009	\$1,018,009	\$0	\$0
11 Master Planning	On-Going	\$750,000	\$750,000	\$0	\$708,583	\$708,583	\$0	\$41,417
12 Other Bond Related Expenses	On-Going	\$662,764	\$662,764	\$0	\$212,928	\$209,277	\$3,651	\$449,836
13 Adv. Architecture Related Exp for AA	Completed	\$0	\$0	\$0	\$0	\$0	\$0	\$0
14 Real Property Acquisition	On-Going	\$50,000	\$50,000	\$0	\$45,597	\$45,597	\$0	\$4,403
15 Signage Safety/Information	On-Going	\$606,223	\$606,223	\$0	\$237,125	\$237,125	\$0	\$369,098
Project Totals		\$193,001,699	\$143,500,000	\$49,501,699	\$73,522,946	\$73,309,303	\$213,643	\$69,977,054

Measure S Allocation



SANTA MONICA COMMUNITY COLLEGE DISTRICT
Measure S Project Schedule
 As of June 30, 2013


	Project Name	Completion	2013	2014	2015	2016	2017
1	Athletic Fields Phase I, Corsair Field	Completed					
1A	Athletic Fields Phase I, John Adams	Completed					
2	Performing Arts Center	Completed					
3	Career Opportunity Center	Move to AA					
4	Replacement Health/PE/Fitness Building	December 2015					
5	Early Childhood Development/Childcare	May 2016					
6	Malibu Site Acquisition and Facility	November 2016					
7	Energy Efficiency Projects	On-Going					
8	Satellite Campus Parking Facilities and Roadway Improvements	Completed					
9	Parking Garage, Grounds and Equipment - Student Services	September 2017					
10	Pico Promenade Improvements	Completed					
11	Master Planning	On-Going					
12	Other Bond Related Expenses	On-Going					
13	Adv. Architecture Related Exp for AA	Completed					
14	Real Property Acquisition	On-Going					
15	Signage Safety/Information	On-Going					
			In Planning		In Construction		

SANTA MONICA COMMUNITY COLLEGE DISTRICT
 MEASURE AA EXPENDITURES
 FUND 42.4
 As of June 30, 2013

Projects		Budget	09/10 Final	10/11 Final	11/12 Final	12/13 Final	Combined Totals
AA 7100062							
Environmental Performance - Central Plant Connections (101)							
Legal			\$0	\$0	\$0	\$125	\$125
Other Contract Services			\$0	\$0	\$49,837	\$16,239	\$66,076
Consultants			\$0	\$0	\$0	\$0	\$0
Building & Additions			\$0	\$0	\$0	\$361	\$361
Architect			\$0	\$385	\$148,311	\$176,897	\$325,593
Engineering			\$48,500	\$0	\$4,000	\$0	\$52,500
Inspection & Testing			\$0	\$0	\$7,688	\$0	\$7,688
Project Management			\$0	\$17,263	\$55,116	\$48,685	\$121,064
Cap Equipment			\$0	\$0	\$0	\$0	\$0
Non-Cap Equipment			\$0	\$0	\$0	\$0	\$0
Total			\$48,500	\$17,648	\$264,951	\$242,307	\$573,406
Project Budget		\$4,882,119					
Less Other Funding		\$0					
Net		\$4,882,119					
Actual Measure AA Expenditures		\$573,406					
Running Balance		\$4,308,713					

Projects		Budget	09/10 Final	10/11 Final	11/12 Final	12/13 Final	Combined Totals
AA 7100063							
Infrastructure & Technology - IT Relocation (102)							
Supplies		\$0	\$0	\$0	\$8,442		\$8,442
Legal		\$0	\$0	\$0	\$1,363		\$1,363
Other Contract Services		\$0	\$0	\$2,163	\$15,259		\$17,421
Supplies		\$0	\$0	\$965	\$0		\$965
Moving		\$0	\$0	\$0	\$577		\$577
Site Improvement		\$0	\$0	\$0	\$24		\$24
Building & Additions		\$0	\$0	\$0	\$1,767,083		\$1,767,083
Architect		\$105,049	\$482,261	\$505,680	\$183,181		\$1,276,071
Engineering		\$0	\$0	\$10,037	\$11,065		\$21,103
Inspection & Testing		\$10,291	\$8,793	\$21,449	\$137,523		\$178,056
Project Management		\$33,460	\$76,290	\$84,991	\$331,754		\$526,495
Cap Equipment		\$0	\$0	\$0	\$29,422		\$29,422
Non-Cap Equipment		\$0	\$0	\$0	\$18,344		\$18,344
Total		\$148,800	\$667,344	\$625,185	\$2,504,035		\$3,845,364
Project Budget		\$19,028,472					
Less Other Funding		\$0					
Net		\$19,028,472					
Actual Measure AA Expenditures		\$3,845,364					
Running Balance		\$15,183,108					

Project Expenses to Date



Infrastructure & Technology - IT Relocation

Project Description:
 Relocation of IT/Telecom Departments,
 and renovation of Media Center

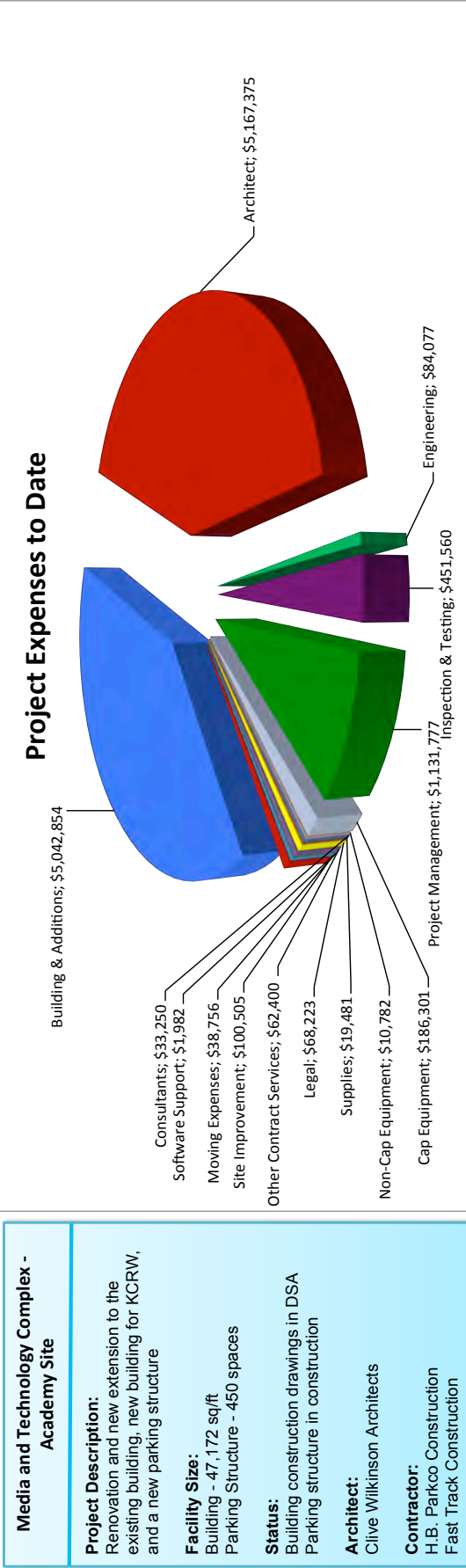
Facility Size:
 9,230 sq/ft

Status:
 In construction

Architect:
 Morris Architects

Contractor:
 Minco, Bernards Brothers

Projects	Budget	09/10 Final	10/11 Final	11/12 Final	12/13 Final	Combined Totals
AA 7100061						
Media and Technology Complex - Academy Site (103)						
Consultants		\$0	\$0	\$20,675	\$12,576	\$33,250
Supplies		\$0	\$0	\$0	\$19,481	\$19,481
Legal		\$16,903	\$0	\$7,958	\$43,363	\$68,223
Other Contract Services		\$3,993	\$5,763	\$13,456	\$39,188	\$62,400
Moving Expenses		\$0	\$0	\$0	\$38,756	\$38,756
Software Support		\$0	\$0	\$0	\$1,982	\$1,982
Site Improvement		\$0	\$0	\$0	\$100,505	\$100,505
Building & Additions		\$0	\$538	\$1,498,660	\$3,543,657	\$5,042,854
Architect		\$2,097,553	\$2,508,588	\$295,753	\$265,481	\$5,167,375
Engineering		\$16,459	\$29,293	\$9,102	\$29,223	\$84,077
Inspection & Testing		\$64,905	\$27,527	\$123,842	\$235,287	\$451,560
Project Management		\$121,786	\$233,826	\$269,249	\$506,917	\$1,131,777
Cap Equipment		\$0	\$0	\$0	\$186,301	\$186,301
Non-Cap Equipment		\$0	\$0	\$0	\$10,782	\$10,782
Total		\$2,321,599	\$2,805,534	\$2,238,694	\$5,033,499	\$12,399,326
Project Budget	\$61,480,824	Received				
Less Other Funding*	\$3,780,000	\$803,412				
Net	\$57,700,824	* Other Funding Source:				
Actual Measure AA Expenditures	\$12,399,326	KCRW Foundation	\$3,780,000	committed,		
Running Balance	\$45,301,498	\$803,412	received			



SANTA MONICA COMMUNITY COLLEGE DISTRICT
 MEASURE AA EXPENDITURES
 FUND 42.4
 As of June 30, 2013

Projects		Budget	09/10 Final	10/11 Final	11/12 Final	12/13 Final	Combined Totals
AA 7100060							
Repl. Health/PE/Fitness/Dance Building with Central Plant (104)							
Consultants			\$0	\$0	\$0	\$14	\$14
Supplies			\$0	\$0	\$0	\$0	\$0
Other Contract Services			\$120	\$38	\$112	\$32,634	\$32,904
Building & Additions			\$0	\$0	\$0	\$817	\$817
Architect			\$256,076	\$1,568,564	\$1,790,207	\$518,973	\$4,133,820
Engineering			\$0	\$8,507	\$31,650	\$7,871	\$48,028
Inspection & Testing			\$36,892	\$490	\$21,150	\$1,285	\$59,817
Project Management			\$34,968	\$113,379	\$118,783	\$94,768	\$361,898
Total			\$328,056	\$1,690,978	\$1,961,901	\$656,362	\$4,637,297
Project Budget		\$40,200,333					
Less Other Funding*		\$4,816,093					
Net		\$35,384,240					
Actual Measure AA Expenditures		\$4,637,297					
Running Balance		\$30,746,943					
* Other Funding Source: Measure S \$4,816,093 allocated							

Repl. Health/PE/Fitness/Dance Building with Central Plant

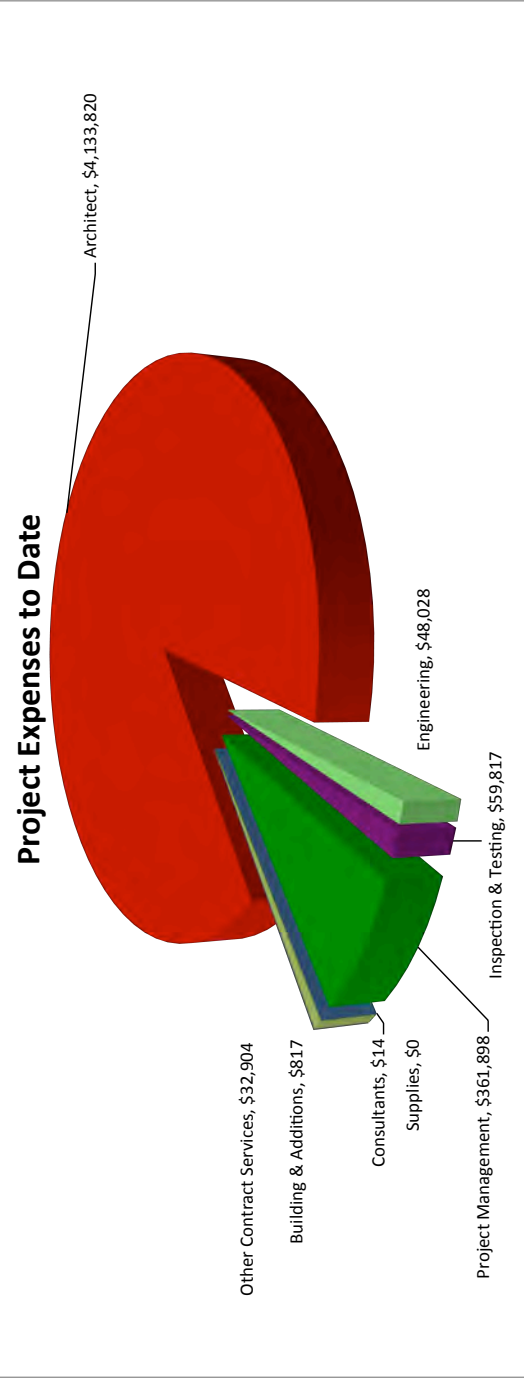
Project Description:
 Replacement of locker rooms, fitness center, dance studios, and new central plant

Facility Size:
 62,000 sq/ft

Status:
 In DSA

Architect:
 Gensler Architects

Contractor:

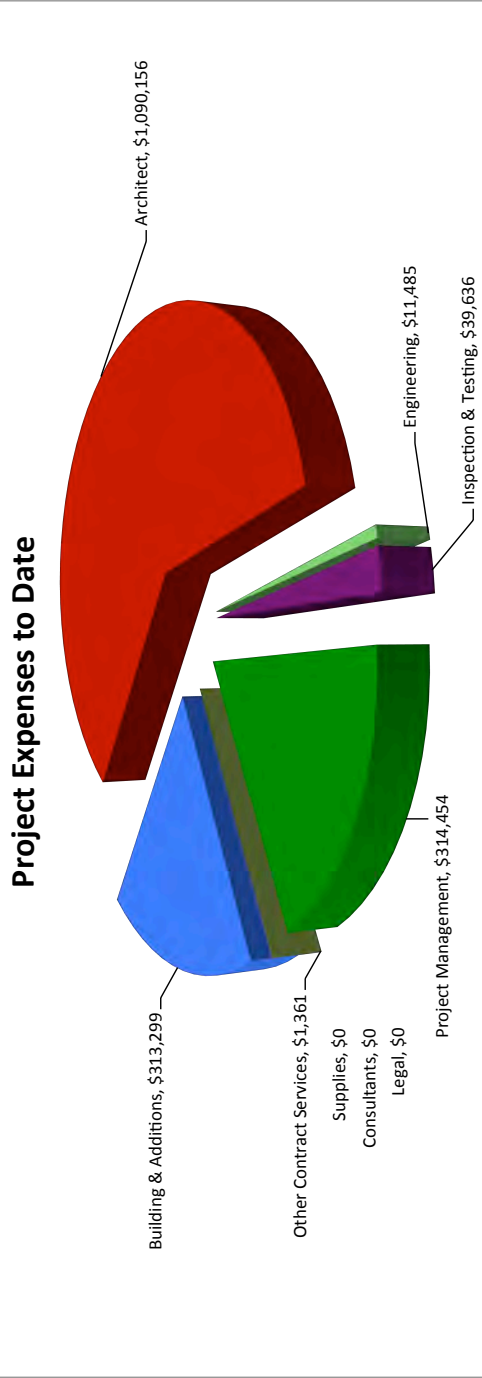


SANTA MONICA COMMUNITY COLLEGE DISTRICT
 MEASURE AA EXPENDITURES
 FUND 42.4
 As of June 30, 2013

Projects	Budget	09/10 Final	10/11 Final	11/12 Final	12/13 Final	Combined Totals
AA 7100066						
Drescher - Academic Modernization, Bookstore, Pico Promenade (105)						
Legal		\$0	\$0	\$0	\$0	\$0
Other Contract Services		\$0	\$0	\$0	\$0	\$0
Site Acquisition		\$0	\$0	\$0	\$0	\$0
Inspection & Testing		\$0	\$0	\$0	\$0	\$0
Project Management		\$0	\$0	\$5,082	\$0	\$5,082
Total		\$0	\$0	\$5,082	\$0	\$5,082
Project Budget	\$27,980,450					
Less Other Funding	\$0					
Net	\$27,980,450					
Actual Measure AA Expenditures				\$5,082		\$5,082
Running Balance	\$27,975,368					

SANTA MONICA COMMUNITY COLLEGE DISTRICT
 MEASURE AA EXPENDITURES
 FUND 42.4
 As of June 30, 2013

Projects	Budget	09/10 Final	10/11 Final	11/12 Final	12/13 Final	Combined Totals
Madison East Wing Seismic Upgrade (107)						
Consultants		\$0	\$0	\$0	\$0	\$0
Supplies		\$0	\$0	\$0	\$0	\$0
Legal		\$0	\$0	\$0	\$0	\$0
Other Contract Services		\$0	\$364	\$937	\$0	\$1,361
Building & Additions		\$0	\$656	\$312,643	\$0	\$313,299
Architect		\$76,073	\$398,050	\$550,589	\$65,444	\$1,090,156
Engineering		\$0	\$0	\$10,707	\$778	\$11,485
Inspection & Testing		\$0	\$19,848	\$16,752	\$3,036	\$39,636
Project Management		\$5,557	\$128,878	\$112,573	\$67,447	\$314,454
Cap Equipment		\$0	\$0	\$30,603	\$0	\$30,603
Non-Cap Equipment		\$0	\$0	\$71,827	\$9,788	\$81,614
Total		\$81,630	\$547,796	\$1,106,691	\$146,492	\$1,882,609
Project Budget		\$12,292,000				
Less Other Funding		\$0				
Net		\$12,292,000				
Actual Measure AA Expenditures		\$1,882,609				
Running Balance		\$10,409,391				



Madison East Wing Seismic Upgrade

Project Description:
 Replacement of east wing with a new multipurpose room and additional classrooms

Facility Size:
 15,461 sq/ft

Status:
 In DSA

Architect:
 DLR Group WWOT

Contractor:

SANTA MONICA COMMUNITY COLLEGE DISTRICT
 MEASURE AA EXPENDITURES
 FUND 42.4
 As of June 30, 2013

Projects	Budget	09/10 Final	10/11 Final	11/12 Final	12/13 Final	Combined Totals
AA 7100068						
Renovation to Corsair Stadium (108)						
Other Contract Services		\$0	\$0	\$0	\$0	\$0
Building & Additions		\$0	\$0	\$0	\$0	\$0
Architect		\$0	\$30,759	\$0	\$0	\$30,759
Engineering		\$0	\$0	\$0	\$0	\$0
Inspection & Testing		\$0	\$0	\$0	\$0	\$0
Project Management		\$0	\$4,540	\$0	\$0	\$4,540
Total		\$0	\$35,299	\$0	\$0	\$35,299
Project Budget	\$35,299					
Less Other Funding	\$0					
Net	\$35,299					
Actual Measure AA Expenditures	\$35,299					
Running Balance	\$0					

AA 7100067, 7100152, 7100155, 7100157						
Business & Facilities Infrastructure (111)						
Supplies		\$0	\$0	\$0	\$1,493	\$1,493
Service Fee		\$0	\$0	\$0	\$12,885	\$12,885
Legal		\$0	\$0	\$75	\$0	\$75
Other Contract Services		\$0	\$6,289	\$6,988	\$750	\$14,027
Moving Services		\$0	\$0	\$0	\$395	\$395
Building & Additions		\$0	\$34,672	\$198,667	\$200,585	\$433,924
Architect		\$0	\$0	\$80,626	\$170,132	\$250,758
Engineering		\$0	\$0	\$0	\$3,705	\$3,705
Inspection & Testing		\$0	\$0	\$8,142	\$10,938	\$19,080
Project Management		\$0	\$3,073	\$154,904	\$87,291	\$245,267
Cap Equipment		\$0	\$0	\$0	\$35,892	\$35,892
Non-Cap Equipment		\$0	\$89,204	\$0	\$84,590	\$173,794
Total		\$0	\$133,238	\$449,401	\$608,656	\$1,191,296
Project Budget	\$6,140,952					
Less Other Funding	\$0					
Net	\$6,140,952					
Actual Measure AA Expenditures	\$1,191,296					
Running Balance	\$4,949,656					

AA 7100164						
Energy Efficiency Projects (113)						
Legal		\$0	\$0	\$0	\$0	\$0
Other Contract Services		\$0	\$0	\$0	\$0	\$0
Building & Additions		\$0	\$0	\$189	\$2,108,853	\$2,109,042
Architect		\$0	\$0	\$0	\$0	\$0
Engineering		\$0	\$0	\$0	\$0	\$0
Inspection & Testing		\$0	\$0	\$0	\$4,020	\$4,020
Project Management		\$0	\$0	\$0	\$0	\$0
Non-Cap Equipment		\$0	\$0	\$0	\$0	\$0
Total		\$0	\$0	\$189	\$2,112,873	\$2,113,062
Project Budget	\$4,150,136					
Less Other Funding	\$0					
Net	\$4,150,136					
Actual Measure AA Expenditures	\$2,113,062					
Running Balance	\$2,037,074					

SANTA MONICA COMMUNITY COLLEGE DISTRICT
 MEASURE AA EXPENDITURES
 FUND 42.4
 As of June 30, 2013

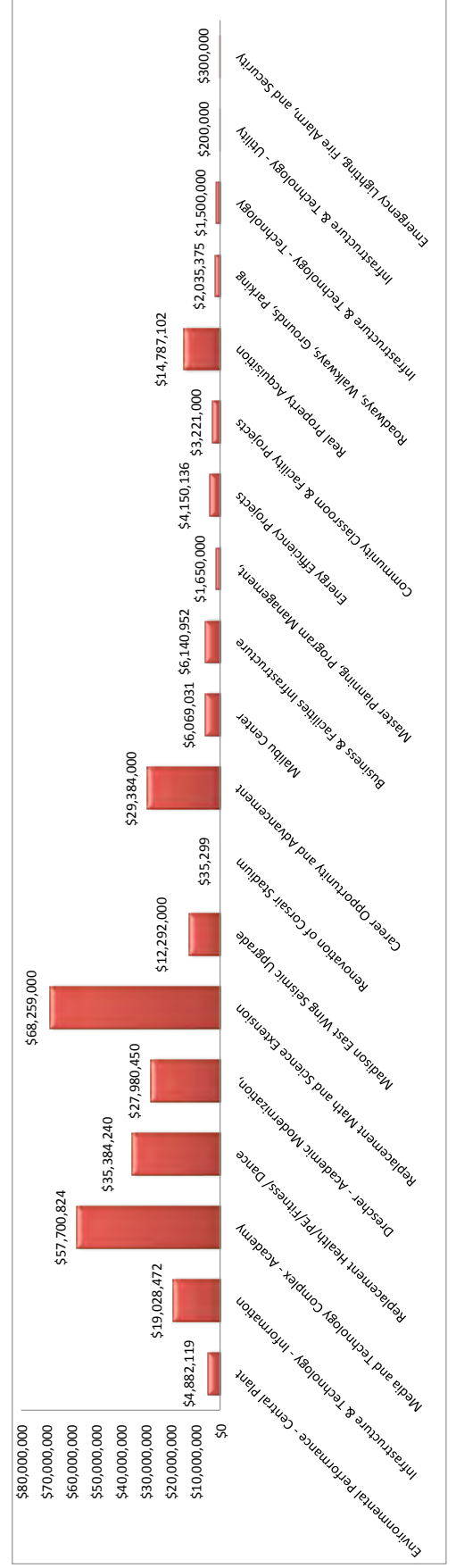
Projects		Budget	09/10 Final	10/11 Final	11/12 Final	12/13 Final	Combined Totals
AA 7100064							
Community Classroom & Facility Projects (114)							
Supplies			\$0	\$0	\$0	\$124	\$124
Legal			\$0	\$0	\$1,867	\$1,418	\$3,285
Other Contract Services			\$0	\$3,720	\$1,869	\$0	\$5,588
Building & Additions			\$0	\$434,578	\$1,369,441	\$408,696	\$2,212,715
Architect			\$0	\$263,833	\$48,120	\$1,318	\$313,272
Engineering			\$0	\$3,220	\$3,143	\$0	\$6,363
Inspection & Testing			\$0	\$41,002	\$80,885	\$1,495	\$123,382
Project Management			\$135	\$117,247	\$143,780	\$27,570	\$288,732
Non-Cap Equipment			\$0	\$0	\$209,726	\$0.00	\$209,726
Total			\$135	\$863,599	\$1,858,831	\$440,621	\$3,163,186
Project Budget		\$3,221,000					
Less Other Funding		\$0					
Net		\$3,221,000					
Actual Measure AA Expenditures		\$3,163,186					
Running Balance		\$57,814					
AA 7100057							
Real Property Acquisition (115)							
Legal			\$0	\$0	\$0	\$0	\$0
Other Contract Services			\$0	\$39	\$7,000	\$0	\$7,039
Site Acquisition			\$1,739,979	\$4,001,204	\$9,022,207	\$0	\$14,763,389
Inspection & Testing			\$8,689	\$7,986	\$0	\$0	\$16,674
Project Management			\$0	\$0	\$0	\$0	\$0
Total			\$1,748,667	\$4,009,228	\$9,029,207	\$0	\$14,787,102
Project Budget		\$14,787,102					
Less Other Funding		\$0					
Net		\$14,787,102					
Actual Measure AA Expenditures		\$14,787,102					
Running Balance		\$0					
AA 7100058, 7100151, 7100156, 7100059							
Roadways, Walkways, Grounds, Parking Lots, and Garages (116)							
Legal			\$0	\$0	\$0	\$125	\$125
Consultants			\$0	\$0	\$0	\$48,090	\$48,090
Other Contract Services			\$218	\$770	\$122	\$25,249	\$26,358
Building & Additions			\$185,345	\$6,731	\$113,784	\$321,603	\$627,463
Architect			\$0	\$0	\$0	\$103,569	\$103,569
Engineering			\$0	\$0	\$0	\$1,095	\$1,095
Inspection & Testing			\$13,380	\$7,865	\$13,553	\$20,126	\$54,923
Project Management			\$24,404	\$12,439	\$21,945	\$54,095	\$112,883
Total			\$223,347	\$27,804	\$149,403	\$573,951	\$974,506
Project Budget		\$2,035,375					
Less Other Funding		\$0					
Net		\$2,035,375					
Actual Measure AA Expenditures		\$974,506					
Running Balance		\$1,060,869					

SANTA MONICA COMMUNITY COLLEGE DISTRICT
 MEASURE AA EXPENDITURES
 FUND 42.4
 As of June 30, 2013

Projects		Budget	09/10 Final	10/11 Final	11/12 Final	12/13 Final	Combined Totals
AA 7100069	Infrastructure & Technology - Technology (117)						
	Supplies		\$0	\$0	\$13,646	\$7,587	\$21,234
	Maintenance Contract		\$0	\$9,472	\$46,300	\$210,581	\$266,354
	Building & Additions		\$0	\$0	\$0	\$0	\$0
	Architect		\$0	\$0	\$0	\$0	\$0
	Inspection & Testing		\$0	\$0	\$0	\$0	\$0
	Project Management		\$0	\$0	\$0	\$0	\$0
	Cap Equipment		\$0	\$207,423	\$33,063	\$576,294	\$816,781
	Non-Cap Equipment		\$0	\$0	\$42,827	\$500	\$43,328
	Total		\$0	\$216,896	\$135,838	\$794,963	\$1,147,696
	Project Budget	\$1,500,000					
	Less Other Funding	\$0					
	Net	\$1,500,000					
	Actual Measure AA Expenditures	\$1,147,696					
	Running Balance	\$352,304					
AA 7100150	Infrastructure & Technology - Utility (118)						
	Software License		\$0	\$12,000	\$0	\$0	\$12,000
	Legal		\$0	\$0	\$0	\$0	\$0
	Building & Additions		\$0	\$0	\$0	\$0	\$0
	Architect		\$0	\$0	\$0	\$0	\$0
	Inspection & Testing		\$0	\$4,979	\$0	\$0	\$4,979
	Project Management		\$0	\$3,240	\$0	\$0	\$3,240
	Cap Equipment		\$0	\$0	\$7,534	\$0	\$7,534
	Non-Cap Equipment		\$0	\$0	\$0	\$0	\$0
	Total		\$0	\$20,219	\$7,534	\$0	\$27,753
	Project Budget	\$200,000					
	Less Other Funding	\$0					
	Net	\$200,000					
	Actual Measure AA Expenditures	\$27,753					
	Running Balance	\$172,247					
AA 7100153	Emergency Lighting, Fire Alarm, and Security System (119)						
	Supplies		\$0	\$0	\$0	\$0	\$0
	Maintenance Contract		\$0	\$0	\$648	\$0	\$648
	Software Support		\$0	\$0	\$24,765	\$0	\$24,765
	Building & Additions		\$0	\$0	\$0	\$0	\$0
	Architect		\$0	\$0	\$0	\$0	\$0
	Inspection & Testing		\$0	\$0	\$0	\$0	\$0
	Project Management		\$0	\$0	\$0	\$0	\$0
	Cap Equipment		\$0	\$0	\$0	\$0	\$0
	Non-Cap Equipment		\$0	\$0	\$6,087	\$0	\$6,087
	Total		\$0	\$0	\$31,500	\$0	\$31,500
	Project Budget	\$300,000					
	Less Other Funding	\$0					
	Net	\$300,000					
	Actual Measure AA Expenditures	\$31,500					
	Running Balance	\$268,500					
	Grand Total		\$4,900,734	\$10,935,584	\$17,864,407	\$13,113,759	\$46,814,483

SANTA MONICA COMMUNITY COLLEGE DISTRICT
 Measure AA Bond Budget
 As of June 30, 2013

Project Name	Completion	Project Budget	Measure AA Allocation	Other Funding	Measure AA Expenditures as of 6/30/13	Measure AA Expenditures as of 3/31/13	Measure AA Expenditures Last Period	Total Measure AA Remaining
101 Environmental Performance - Central Plant Connections	December 2015	\$4,882,119	\$4,882,119	\$0	\$573,406	\$551,623	\$21,783	\$4,308,713
102 Infrastructure & Technology - Information Technology Relocation	December 2014	\$19,028,472	\$19,028,472	\$0	\$3,845,364	\$3,126,090	\$719,274	\$15,183,108
103 Media and Technology Complex - Academy Site	August 2015	\$61,480,824	\$57,700,824	\$3,780,000	\$12,399,326	\$9,659,807	\$2,739,519	\$45,301,498
104 Replacement Health/PE/Fitness/ Dance Building with Central Plant	December 2015	\$40,200,333	\$35,384,240	\$4,816,093	\$4,637,297	\$4,593,357	\$43,940	\$30,746,943
105 Drescher - Academic Modernization, Bookstore, Pico Promenade	December 2016	\$27,980,450	\$27,980,450	\$0	\$5,082	\$5,082	\$0	\$27,975,368
106 Replacement Math and Science Extension Building	December 2019	\$108,393,000	\$68,259,000	\$40,134,000	\$0	\$0	\$0	\$68,259,000
107 Madison East Wing Seismic Upgrade	December 2014	\$12,292,000	\$12,292,000	\$0	\$1,882,609	\$1,858,747	\$23,862	\$10,409,391
108 Renovation of Corsair Stadium	Not Scheduled	\$35,299	\$35,299	\$0	\$35,299	\$35,299	\$0	\$0
109 Career Opportunity and Advancement Center (Bundy)	Not Scheduled	\$41,391,000	\$29,384,000	\$12,007,000	\$0	\$0	\$0	\$29,384,000
110 Malibu Center	November 2016	\$31,069,031	\$6,069,031	\$25,000,000	\$0	\$0	\$0	\$6,069,031
111 Business & Facilities Infrastructure	On-Going	\$6,140,952	\$6,140,952	\$0	\$1,191,296	\$1,040,060	\$151,236	\$4,949,656
112 Master Planning, Program Management, Overhead	On-Going	\$1,650,000	\$1,650,000	\$0	\$0	\$0	\$0	\$1,650,000
113 Energy Efficiency Projects	On-Going	\$4,150,136	\$4,150,136	\$0	\$2,113,062	\$2,045,265	\$67,797	\$2,037,074
114 Community Classroom & Facility Projects	Completed	\$3,221,000	\$3,221,000	\$0	\$3,163,186	\$3,163,186	\$0	\$57,814
115 Real Property Acquisition	On-Going	\$14,787,102	\$14,787,102	\$0	\$14,787,102	\$14,787,102	\$0	\$0
116 Roadways, Walkways, Grounds, Parking Lots, and Garages	On-Going	\$2,035,375	\$2,035,375	\$0	\$974,506	\$475,817	\$498,689	\$1,060,869
117 Infrastructure & Technology - Technology	On-Going	\$1,500,000	\$1,500,000	\$0	\$1,147,696	\$1,060,922	\$86,774	\$352,304
118 Infrastructure & Technology - Utility	On-Going	\$200,000	\$200,000	\$0	\$27,753	\$27,753	\$0	\$172,247
119 Emergency Lighting, Fire Alarm, and Security System	On-Going	\$300,000	\$300,000	\$0	\$31,500	\$31,500	\$0	\$268,500
Project Totals		\$380,737,093	\$295,000,000	\$85,737,093	\$46,814,484	\$42,461,610	\$4,352,874	\$248,185,516



SANTA MONICA COMMUNITY COLLEGE DISTRICT
Measure AA Project Schedule
 As of June 30, 2013

	Project Name	Completion	2013	2014	2015	2016	2017	2018
101	Environmental Performance - Central Plant Connections	December 2015	Yellow	Blue	Blue			
102	Infrastructure & Technology - Information Technology Relocation	December 2014	Yellow	Blue				
103	Media and Technology Complex - Academy Site	August 2015	Blue	Blue	Blue			
104	Replacement Health/PE/Fitness/Dance Building with Central Plant	December 2015	Yellow	Blue	Blue			
105	Drescher - Academic Modernization, Bookstore, Pico Promenade	December 2016	Yellow	Yellow	Blue			
106	Replacement Math and Science Extension Building	December 2019				Yellow	Yellow	Blue
107	Madison East Wing Seismic Upgrade	December 2014	Yellow	Blue				
108	Renovation of Corsair Stadium	Not Scheduled						
109	Career Opportunity and Advancement Center (Bundy)	Not Scheduled						
110	Malibu Center	November 2016	Yellow	Yellow	Blue			
111	Business & Facilities Infrastructure	On-Going						
112	Master Planning, Program Management, Overhead	On-Going						
113	Energy Efficiency Projects	On-Going						
114	Community Classroom & Facility Projects	Completed						
115	Real Property Acquisition	On-Going						
116	Roadways, Walkways, Grounds, Parking Lots, and Garages	On-Going						
117	Infrastructure & Technology - Technology	On-Going						
118	Infrastructure & Technology - Utility	On-Going						
119	Emergency Lighting, Fire Alarm, and Security System	On-Going						
			Yellow	In Planning	Blue	In Construction		

SANTA MONICA COMMUNITY COLLEGE DISTRICT
 Bond Sales / Expenses Report
 As of June 30, 2013

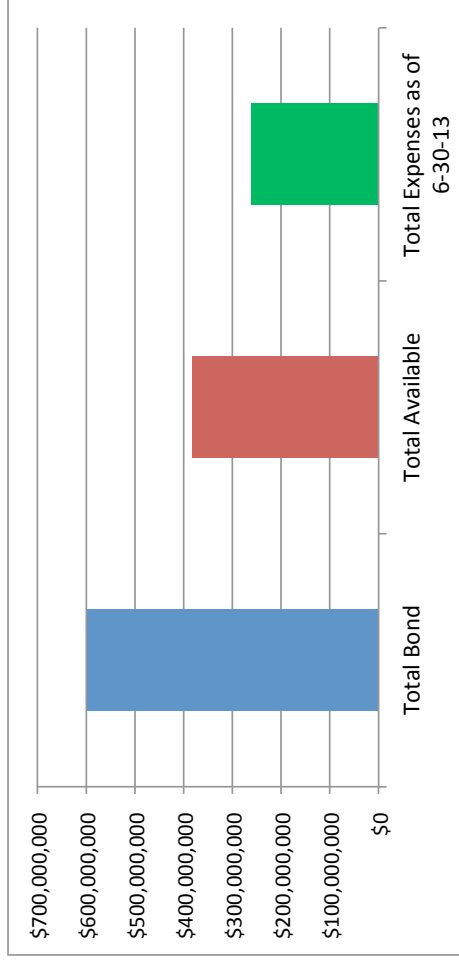
Measure U Bond \$160,000,000	Bond Issue Date	Amount
	2002	\$25,000,000
	2004	\$21,999,971
	2005	\$89,999,923
	2007	\$11,999,987
	2010	\$10,998,992
Total Available		\$159,998,873
Expenses as of 6-30-13		\$141,838,210
Total Available Remaining		\$18,160,663
Unsold Bond Amount		\$1,127
Total Available as of 7-1-13		\$18,161,790

Measure S Bond \$143,500,000 (1)	Bond Issue Date	Amount
	2005	\$58,000,000
	2007	\$8,500,000
	2009	\$56,997,857
Total Available		\$123,497,857
Expenses as of 6-30-13		\$73,522,946
Total Available Remaining		\$49,974,911
Unsold Bond Amount		\$20,002,143
Total Available as of 7-1-13		\$69,977,054

Measure AA Bond \$295,000,000	Bond Issue Date	Amount
	2010	\$100,000,000
Total Available		\$100,000,000
Expenses as of 6-30-13		\$46,814,483
Total Available Remaining		\$53,185,517
Unsold Bond Amount		\$195,000,000
Total Available as of 7-1-13		\$248,185,517

Interest	Measure U	Measure S	Measure AA
As of 6-30-13	\$6,372,362	\$9,042,827	\$2,869,176
Arbitrage Payment as of 6-30-13	\$0	\$393,004	\$0
Available Interest as of 6-30-13	\$6,372,362	\$8,649,823	\$2,869,176

Total Bond	\$598,500,000
Total Available	\$383,496,730
Total Expenses as of 6-30-13	\$262,175,639
Total Available Remaining	\$121,321,091
Total Unsold Bond	\$215,003,270



Cost of Issuance Refund	Measure U	Measure S
As of 6-30-13	\$20,688	\$35,575

(1) Original Bond \$135,000,000.00, refunding on 2-15-07 received additional \$8,500,000.00

**SMC Bond Program
Contractor List as of 6-30-2013**

Student Services (Measure U #0, Measure S #9):

Architect – Steinberg Architects, Morris Architects
Contractor – Minco
Engineering – IVA, Cogent Energy Engineering, XL Fire
Inspection & Testing – Geo Labs, BTC Labs - Vertical V, Peak Survey, LPI
Project Management – LPI

Replacement Health/PE/Fitness/Dance Building (Measure S #4, Measure AA #104):

Architect – Gensler Architects
Contractor – N/A
Engineering – IVA, Glumac
Inspection & Testing – Geolabs
Project Management – LPI

Early Childhood Development (Measure S #5):

Architect – Carde Ten Architects
Consultant – Child Educational Center
Contractor – N/A
Engineering – N/A
Inspection & Testing – Geo Labs
Project Management – LPI

Malibu Site (Measure S #6, Measure AA #110):

Architect – Quatro Design Group
Contractor – N/A
Consultant – m2 Strategic, Parker Environmental
Engineering – Ensitu Services
Inspection & Testing – Peak Surveys, Ellis Environmental, JL Inspection
Project Management – LPI

Energy Efficiency Projects (Measure S #7, Measure AA #113):

Architect – N/A
Contractor – Compass Energy Solutions
Engineering – Compass Energy Solutions
Inspection & Testing – Ellis Environmental

Environmental Performance (Measure AA #101):

Architect – Kishimoto Architects
Contractor – N/A
Engineering – P2S Engineering
Inspection & Testing – Cannon, Peak Surveys
Project Management – LPI

Information Technology Relocation (Measure AA #102):

Architect – Morris Architects
Contractor – Minco, Bernards Brothers
Engineering – IVA, P2S Engineering
Inspection & Testing – Cannon, Peak Surveys, JL Inspection
Project Management – LPI

Media and Technology Complex (Measure AA #103):

Architect – Clive Wilkinson Architects, Morris Architects
Contractor – H.B. Parkco Construction, Fast Track Construction
Consultant – EEG Services
Engineering – IVA, P2S Engineering
Inspection & Testing – Twining, Geo Labs, BTC Labs – Vertical V,
JL Inspection, EEG Services
Project Management – LPI

Madison East Wing Seismic Upgrade (Measure AA #107):

Architect – DLR Group – WWCOT, LPI
Contractor – Trimax
Engineering – IVA, Glumac
Inspection & Testing – Twining, Peak Surveys, LPI
Project Management – LPI

Business & Facilities Infrastructure (Measure AA #111):

Architect – LPI, Gwynne Pugh Urban Studio
Contractor – REC+S, Inc., Omega Construction
Engineering – N/A
Inspection & Testing – Ellis Environmental, JL Inspection
Project Management – LPI

Community Classroom & Facility Project (Measure AA #114)

Architect – Morris Architects
Contractor – Waisman Construction, Spinitar, Trimax
Engineering – IVA
Inspection & Testing – LPI, Twining
Project Management – LPI

Roadways, walkways, Grounds, Parking Lots, and Garages (Measure AA #116)

Architect – LPI, DLR Group - WWCOT
Contractor – Trimax, Pub Construction
Consultant – Walker Parking
Engineering – N/A
Inspection & Testing – Ellis Environmental, Peak Surveys, LPI
Project Management – LPI